



COMPANY PROFILE

CUSTOMIZED AIR HANDLING SYSTEMS
ENVIRONMENT AND HYGIENE-FRIENDLY SOLUTIONS



euroclima[®]
We care for better air



euroclima[®]
We care for better air

INDEX

	page
Index	1
The Euroclima company	2
Manufacturing and distribution	3
High tech manufacturing.	4
Customer services	5
Certifications.	6
Certified performances	7
Euroclima refrigeration	8
Controls and Integrated refrigeration.	9
Energy saving solutions	10
Medical and pharmaceutical solutions	11
Design & selection software	12
ZHK – Customized solutions.	13
CLEANLINE – Medical solutions	15
ETA ACCU – Green building solutions.	16
ETA POOL – Indoor swimming pool solutions.	17
ETA PAC – Adiabatic cooling	18
MARINE – Marine and offshore solutions	19
ZHK nano – Compact air handling unit	20
ASEPSIS / FI – Food industry	21
KITCHEN – exhaust solutions.	22
Euroclima fan coil units	23
References	24

THE EUROCLIMA COMPANY



Your best partner for air handling

Since 1963 Euroclima has been the market leader in custom-made climate control and air-conditioning units.

We develop, produce and market high quality climate control and ventilation products for all areas, from simple convenient applications to solutions in hygiene and air processing plants and the use of highly efficient heat recovery systems. Euroclima is an international industrial business working across 5 production sites in Italy, Austria, India and the United Arab Emirates with over 40000 squared metres of production sites. Our core competencies are the production and the worldwide distribution of high-end, fully-developed climate control units and fan convectors.

We strive to exceed our clients' expectations through innovation, quality and a comprehensive service. Euroclima currently employs over 450 permanent members of staff. Furthermore, Euroclima has a widespread distribution network with sales and service branches in the whole of Europe, Asia, the Middle East, North Africa and Australia. Cooperation with partners in various countries enables us to cover an extensive market providing optimal customer service.

Our strengths

Outstanding **quality management** processes through ISO 9001:2015; **customized solutions** through unmatched flexibility; low energy consumption due to high-efficiency components and ideal unit selections; high reliability thanks to high quality components; innovation based on **50 years of experience**; integration of the latest and best technologies; unique hygienic and clean concept solutions for an optimal indoor climate and a healthy and productive environment; guaranteed results due to certified products; design of products with the main focus on safety; products featuring quick installation and easy maintenance; customer service from the design stage through to spare-part supply; customized controls; **plug and play solutions** thanks to compact units with integrated refrigeration circuit; special solutions for particular projects such as ATEX requirements, data-centers, installations in the food industry or sound sensitive projects.

Success story

The secret of Euroclima's long-standing and continuous success lies in the efficient project-management and the distinctive customer-orientation. We understand and address to our customer's needs and offer tailor-made solutions to optimize operating costs. This is achieved by:

- our professionalism and the commitment of all our employees
- our teamwork and the close relationships with our distributors, customers and suppliers
- our many years of experience and know-how in elaborating innovative solutions
- the quality, sustainability and reliability of our products

MANUFACTURING AND DISTRIBUTION



Euroclima Bruneck (IT)



Euroclima Sillian (AT)



Euroclima Indien (IN)



Bini Clima Rovereto (IT)



Euroclima Middle East

Brunico
Sillian
Rovereto





Mumbai

Dubai

Euroclima worldwide presence

HIGH TECH MANUFACTURING



Quality is our absolute priority, as a result we have **first class suppliers**, high-quality production methods and toughest quality criteria. Detailed discussions with our customers contribute to a clear understanding of their needs and a thorough project elaboration. **Highly qualified and conscientious personnel** combined with the **latest manufacturing technologies** enable us to provide customized products with **highest quality and reliability**, at the right price and with shortest delivery times.



CUSTOMER SERVICES



Technical support

Our teams and partners are available to **help you on technical or commercial matters**, provide you information about deliveries, offers, orders, warranty or spare parts supply. Don't hesitate to call us.



Design assistance

Thanks to our experience, **our expert teams** and our **powerful design software**, Euroclima can help you find the best **technical and economical solution** to complete successfully your projects.



Factory acceptance tests and on site commissioning

To demonstrate the quality and the performances of our products, we are able to **perform witness tests either in our facilities** or on job site. Volumetric tests (airflow/pressure), acoustic, vibrations, air leakage, casing deflection, filter bypass leakage, casing thermal performances can be organized upon request. When required, Euroclima **service teams provide on site assembly assistance and unit commissioning**.



Service & spare parts supply

Euroclima ensure after sales service, **maintenance and supply of spare parts** for the entire range of our equipment's.

CERTIFICATIONS



Euroclima participates in the ECP programme for Air Handling Units (AHU) and Fan Coil Units (FCU); Check ongoing validity of certificate: eurovent-certification.com



Higher expectations

In addition to the quality management certification in place in all of our facilities, Euroclima has a policy to continuously improve its administrative and manufacturing processes to provide products with top quality and reliability for the satisfaction of our customers. Because every project is unique, every country has its own laws and regulations, every building it's own constraints, Euroclima participate to a number of international certification programs, related to quality, performances, hygiene or energy consumption.

For medical applications, where the air cleanliness in the critical zones is essential, Euroclima has developed innovative and unique options to comply to highly demanding regulations such as the VDI 6022, the DIN 1946-4, the SWKI 99-3, the ONORM H 6020 or the HTM 03-01 NHS. Also, units to be installed in hazardous areas, can certified according to the ATEX directive 2014/34/EU.

In term of performances, the more complete certification program is definitively the Eurovent certifications which certify the performances of the components, as part of the units, but also the mechanical characteristics of the housing, as described in the next page. Components certified according to other programs can be offered, such as AHRI certified coils.



CERTIFIED PERFORMANCES

The purpose of Eurovent certification program is to create a common set of criteria for the rating of products. Through specification of certified products, the engineer's tasks become easier, since there is no need to carry out detailed comparison and performance qualification testing. Consultants, contractors and end users can select products with the assurance that the catalogue data are accurate.

When a manufacturer participates in a certification program, he has to present its list of models or model ranges together with their performance data. The files are evaluated by Eurovent certification and a predefined number of units are selected for testing by independent laboratories. Models are subject to regular random testing to verify compliance with the catalogue data.

The selection software certified by Eurovent certification must calculate and indicate the Eurovent energy classes on the data sheets.



Check ongoing validity of certificate: eurovent-certification.com

Class	Reference table for energy efficiency calculations			
	All units	Units for full or partial outdoor air at design winter temperature $\leq 9^{\circ}\text{C}$		Fan Efficiency Grade
	Velocity	Heat recovery system		
	V_{class} [m/s]	η_{class} [%]	Δp_{class} [Pa]	$NG_{\text{ref-class}}$ [-]
A+/A+ /A+↑	1,4	83	250	64
A/A /A↑	1,6	78	230	62 (ErP Fan)
B/B /B↑	1,8	73	210	60
C/C /C↑	2,0	68	190	57
D/D /D	2,2	63	170	52 (ErP Vent)
<E/<E /<E↑	No calculation required			No requirement

Performances certified by Eurovent

Rating performances, as per EN 13053:

- Air flow - available static pressure
- Power input
- Octave band in-duct sound power level
- Radiated sound power level
- Heating capacity
- Cooling capacity
- Heat recovery
- Water pressure loss

Mechanical characteristics, as per EN 1886:

- Casing strength
- Casing air leakage
- Filter bypass leakage
- Casing thermal transmittance
- Thermal bridging factor
- Casing acoustical insulation

Certified performances of Euroclima products

Mechanical classes certification as per EN 1886		Best class achieved
Casing strength	D1	
Casing air leakage	L1	
Filter bypass leakage	F9	
Casing thermal transmittance	T2	
Thermal Bridge Factor	TB2	

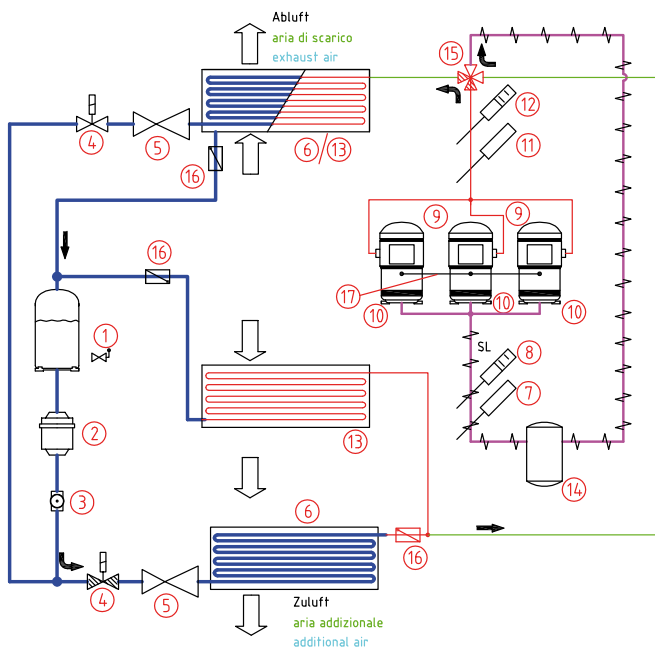







eurovent-certification.com
Euroclima participates in the EPC programme for Air Handling Units (AHU) and Fan Coil Units (FCU); Check ongoing validity of certificate:

EUROCLIMA REFRIGERATION

Customised refrigerant cooling system

This compression refrigeration system by Euroclima is sold complete with necessary components and corresponding controls. For smaller units which are constructed as mono-block, the cooling circuit is completely evacuated, subjected to a pressure test and then filled with a refrigerant. For units in sections, this must be carried out on site. To provide a seamless service for customers, Euroclima maintains a service team with refrigeration technicians. The technicians possess all the necessary certificates and training to meet the legal requirements of operating compression refrigeration systems. compressor with VFD. systems use the environment friendly R407C refrigerant.



-  Ausgelegt, montiert und berechnet im Werk
-  Intelligente Regelungsstrategie
-  Schnelle und einfache Installation
-  Umweltfreundlich
-  Verantwortlichkeit liegt in einer Hand



Integrated refrigeration from Euroclima

CONTROLS & INTEGRATED REFRIGERATION

Euroclima controls

The Euroclima air handling units are available with factory mounted controls, including a complete control panel with circuit breaker, overload protection, variable frequency convertors and programmable controllers, control peripherals such as temperature and humidity sensors, pressure switches, damper actuators, valves etc. The units are tested and pre-commissioned in the factory; this has been proven to result in high reliability, time saving and trouble-free commissioning for our customers.



Controllers are supplied with programmed software



Euroclima integrated refrigeration

The Euroclima ETA and Cleanine series are available with built in cooling or reversible air cooled systems, installed in both exhaust and fresh air streams. The refrigeration systems can be customized with optimized components to reach the highest EERs & COP possible for your specific needs. The integrated air condensers are installed in the exhaust air streams (in cooling mode), which provide very high efficiency and minimized footprint as external condenser are not needed anymore. High quality scroll compressors, mounted on isolators make the systems highly reliable, with minimum maintenance. Protection devices such as low and high pressure switches, refrigerant dryers, and expansion tanks guaranty a safe and long lasting operation. The complete systems are controlled with dedicated cooling controllers and thermostatic expansion valves. Our refrigeration systems use the environment friendly R407C refrigerant.

-  Factory designed, fitted & tested
-  Intelligent controls strategies
-  Easy and fast installation
-  Environment friendly
-  Single source of responsibility



Euroclima Schaltschrank

ENERGY SAVING SOLUTIONS

Euroclima recovery systems

The ZHK units are designed and manufactured with green environment in mind. The casing and 90% of the components used can be recycled.

Our advanced selection software allow us to optimize each unit to reach the best solution for each of your project, with the highest efficiency, the optimized dimensional constraints at the right price.

Euroclima use and promote the newest technologies to minimize the energy consumption of the complete air conditioning system.



- Ventilation energy savings
- Heat generation energy saving
- Cooling production energy savings
- EcoDesign compliance
- Minimized carbon footprint and life cycle costs



High efficiency run around coils



Integrated refrigeration



Frequency invertors



Direct driven plug fans and EC motors



Adiabatic cooling



Thermal wheels



Plate heat exchangers



Accumulator

Clean concept as standard


Beside the environmental concern, Euroclima's focus is to insure comfortable and healthy indoor climate. As standard, our products provide the basic characteristics to provide the right Indoor Air Quality: Highest casing air tightness, smooth internal walls, minimized dust traps, anti corrosion protections, in compliance to the EN 13053 standard. Lots of options are also available to meet your own requirements: filters from G2 to H14, inclined floor in all sections, anti-bacteriological sealants, all components easily removable, 3 slope inclined drain pans easily removable, wash down sections...

Anti-microbial coating (AMC)

The Euroclima anti-microbial coating (AMC) is a surface treatment applied on the inner skin of the unit casing. This coating includes natural ingredients and silver ions having the propriety to stop the microbes and bacteria growth, thus to reduce the risks of contamination and infections. This coating, having active effects for more than 10 years has been tested by independent laboratories.




Smooth internal walls for easier cleaning

-  Smooth internal walls
-  High casing air tightness
-  Easy-to-clean design
-  High filtration efficiency
-  VDI 6022 & DIN 1946-4 compliant

Health care solutions

Euroclima has developed unique hygienic options for demanding applications such as operating theatres or pharmaceutical clean rooms:

- The Euroclima Anti-Microbial Coating (AMC) to avoid microbial growth in the air stream
- The new air-tight dampers, class 4 according to EN 1751
- Leak-proof Euroclima HEPA filter frame systems filter safe
- UVC systems to treat air or water against contamination



Leak-proof HEPA filter frames
FILTER SAFE



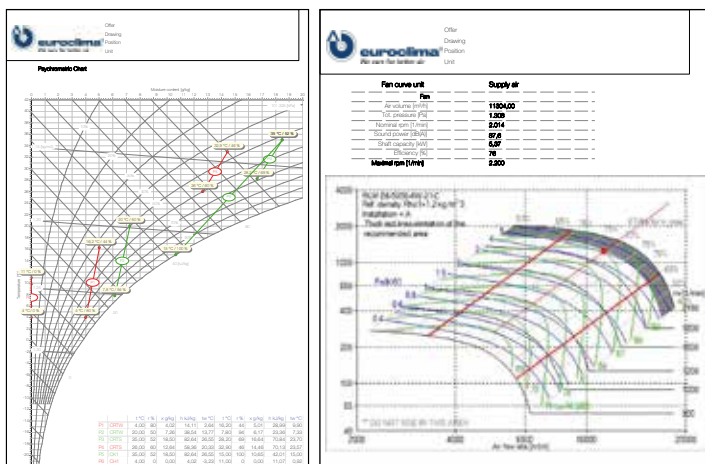
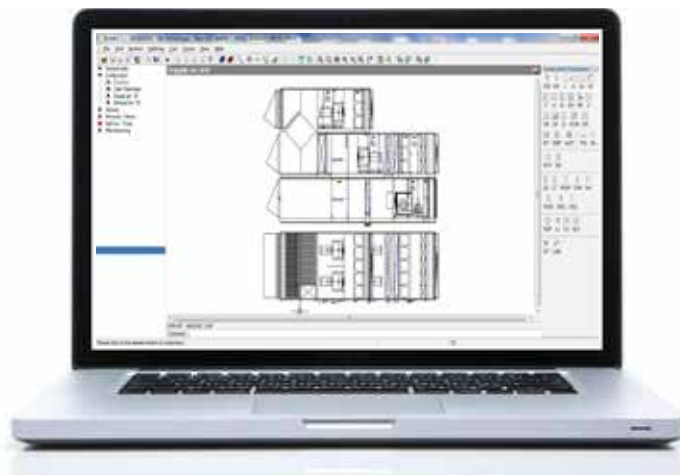
Wide choice of filters from G2 to H14







New Euroclima damper class 4 - EN 1751

Customized units designer

AirCalc++, our selection program is one of the most sophisticated design software for Air handling Units available on the market. It is the result of years of experience in designing and optimizing customized air handling units. The performances provided by this software are certified by Eurovent certification. It allows to select virtually all possible configurations, components or options to reach your exact project constraints. Detailed data sheets, in duct and radiated sound levels, Autocad format drawings, product specifications, Psychometric charts, fan curves, SFPs and energy classes can be viewed and printed from our software.



-  Eurovent certified software
-  Unmatched flexibility
-  Precise data sheets
-  Dwg/dxf drawings edition
-  Fan curves, mollier chart and acoustic data



euroclima		AirCalc++													
Offer Position															
Project															
Drawing Date															
Client Street															
Client request no															
Revision															
TECHNICAL DATA		<table border="1"> <tr> <td>Execution</td> <td>Indoor Unit</td> </tr> <tr> <td>Thermal class EN1886</td> <td>T2 - T52</td> </tr> <tr> <td>Weight [kg]</td> <td>1.161</td> </tr> <tr> <td>Specific fan power [w/m³/s]</td> <td>5.194</td> </tr> <tr> <td>Design outdoor temperature [°C]</td> <td>4,00</td> </tr> <tr> <td>Air velocity in filter section [m/s]</td> <td>2,25</td> </tr> </table>		Execution	Indoor Unit	Thermal class EN1886	T2 - T52	Weight [kg]	1.161	Specific fan power [w/m ³ /s]	5.194	Design outdoor temperature [°C]	4,00	Air velocity in filter section [m/s]	2,25
Execution	Indoor Unit														
Thermal class EN1886	T2 - T52														
Weight [kg]	1.161														
Specific fan power [w/m ³ /s]	5.194														
Design outdoor temperature [°C]	4,00														
Air velocity in filter section [m/s]	2,25														
Supply air															
Size: 15/9	Weight: 923 [kg]	Surface: 23,2 [m ²]	Velocity: 2,25 [m/s] EEC A												
Configuration: TF-RT-VF-K-FR-H-TF	Dimensions [mm]: L: 4.270,0	W: 1.626,0	H: 1.065,0												
Air volume [m ³ /s]: 11.204	Panel inside Panel: 80,0 [mm]	Galvanized steel	1,00 mm												
External pressure drop [Pa]: 400	Inside bottom: Galvanized steel														
Total pressure drop [Pa]: 1308	Guides: Galvanized steel														
Specific fan power [w/m ³ /s]: 1.628	Outer skin: White A47SM/E		0,70 mm												
Exhaust air															
Size: 15/9	Weight: 258 [kg]	Surface: 5,1 [m ²]	Velocity: 5,1 [m/s] EEC A												
Configuration: TF-RT-VF	Dimensions [mm]: L: 2.440,0	W: 1.626,0	H: 1.065,0												
Air volume [m ³ /s]: 11.204	Panel inside Panel: 80,0 [mm]	Galvanized steel	1,00 mm												
External pressure drop [Pa]: 400	Inside bottom: Galvanized steel														
Total pressure drop [Pa]: 820	Guides: Galvanized steel														
Specific fan power [w/m ³ /s]: 1.258	Outer skin: White A47SM/E		0,70 mm												
Supply air															
TF Bag Filter	915,0 [mm]	4,47 [m ²]	145,0 [kg]												
Manufacturer type	Filter surface [m ²]	14,20													
Init.-Dim.-Final [Pa]	Cells pcs x size [mm]	2 x 662,0 x 297,0	662,0 x 297,0												
Airflow [m ³ /s] Bag		1 x 297,0 x 662,0	297,0 x 662,0												
length [mm]	Galvanized Frame (front removable)														
65-155-250															
11.204															
620,0															
Standard hinged door: ELT, Access side: left, Dimensions [mm]: 467,5 x 916,0 - JF															
(800)	1 Pcs	Door lock	Dimensions [mm]: 1.625,0 x 916,0												
(25)	Dampers	Frame: Galva, Blades: AL	Sail to: Yes												
(25)	Drive type: Suitable for actuator	Galva	Blade drive: Gearwheels, PPGF												
(20)	Flexible canvas	Galva	Temperature [°C]: 80,00												
(25)	1 Pcs	Equibloc® III w/6 8 mm	Dimensions [mm]: 1.625,0 x 916,0 x 140,0												
(192)	1 Pcs	Infrared thermometer CL 300 Pa													
(174)	1 Pcs	Differential pressure switch DSL-2059 60...500													
(178)	2 Set	Pa Pressure test points													

ZHK - CUSTOMIZED SOLUTIONS

Casing constructions

The innovative casing construction of the ZHK makes the units extremely flexible to cover a wide range of applications from comfort to process applications.

The standard range offer the highest flexibility available on the market place:

- Any possible unit configuration
- Any type of components available on the market
- Anti corrosion protections, including galvanized steel, 130 µm PVC coating, epoxy painting, peraluman, stainless steel 304 or 316L
- Large choice of options and accessories
- 100 % hygiene and attenuation material
- Factory mounted controls and refrigeration



- Unlimited flexibility
- High built quality & reliability
- Hygienic design
- High efficiency
- Certified performances

Casing characteristics

- 50mm thick double skin panels
- Standard casing: metal sheet 0,7/1,0 mm
- Industrial casing: metal sheet 1,0/1,5 mm
- Incombustible insulation, glass fibber or rock wool, from 20 to 150 kg/m³
- Fire class: A1/A2 as per EN 13-501-1 A1 as per DIN 4102
- Upper profiles in epoxy painted aluminium
- Integrated base frame from 80 to 200 mm

Eurovent certified classes, as per EN 1886 (MB):

- D1/L1/F9/T3/TB2 (ZHK Standard)
- D1/L1/F9/T3/TB2 (ZHK Industry)
- D1/L1/F9/T2/TB2 (ZHK INOVA) with thermal break



ZHK - CUSTOMIZED SOLUTIONS

ZHK - Industry

The incredible flexibility of the ZHK range make it the best choice for industrial and process projects: car industry, aerospace halls, textile factories, power stations, research centers... All these kinds of applications require sometimes higher features than what is typically needed for comfort and commercial applications: Very large air volumes, very accurate temperature and/or humidify control, very high external static pressure, extremely aggressive environment, filtration of special compounds...

The ZHK units can be manufactured in accordance to the ATEX regulations. The integrated components such as fans, filters, belts, motors, and all electrical components shall be ATEX compliant.



ATEX compliant solutions

Areas with danger of explosion have to be classified in zones according to the frequency and period of time when occurrence of explosive atmospheres (gas/air, vapor/air mixtures and/or mixtures of dust/air) occurs. This is defined in directive 2014/34 EU. The manufacturer shall declare the conformity in accordance with the ATEX regulation.

ATEX classification is split into two groups:

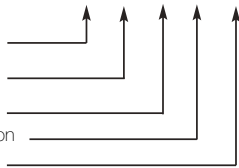
Group I: Underground mining. Not applicable for AHU

Group II: Over ground installations, categories 1, 2 and 3.

Euroclima can provide ATEX compliant units which are approved by TUV Süddeutschland.

CE Ex II 2/3 G c T3 (inside/outside)

Group
Category
(2 inside / 3 outside)
G gas, D dust
Kind of ignition protection
Temperature class

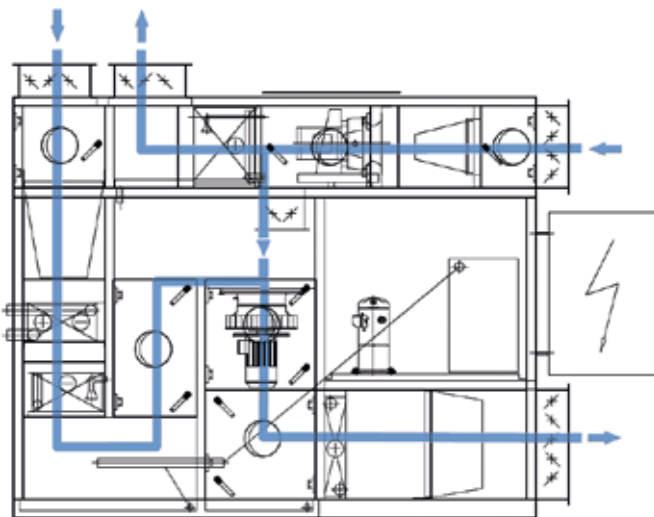


ZHK

CLEANLINE - MEDICAL SOLUTIONS

Air handling units for operating theatres

The challenges in providing precise and reliable air-handling equipment in operating theatres and critical care rooms in hospitals are greater than in any other sector. Yet, the Cleanline series has been developed to meet these requirements. The Cleanline unit is used to optimise indoor air temperature, ventilation and humidity levels to suit your individual settings. This is done in line with legal requirements and also allows for an unrivalled sense of comfort and well-being. A further emphasis is placed on optimal energy consumption, which is achieved via a sophisticated integrated heat pump system and an advanced control unit. The Cleanline range is available in 5 unit sizes ranging from 1.000 to 10.000 m³/h.



- Accurate indoor conditions
- DIN 1946-4 & VDI 6022 compliant
- Factory mounted controls
- Integrated heat pump option
- Compact, easy installation

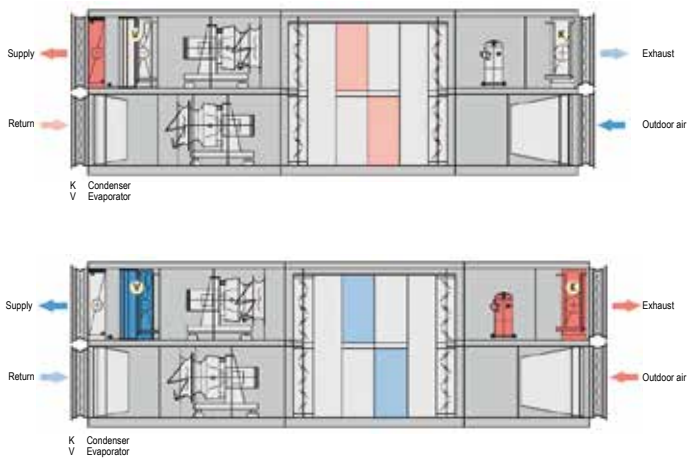


CleanLine

ETA ACCU - GREEN BUILDING SOLUTIONS

Energy recovery with power pack

The energy required in the treatment of fresh air is a significant part of a building's total energy consumption. Euroclima has developed the ETA ACCU; a packaged unit equipped with a regenerative heat exchanger plus at least two static storage matrices. A damper system periodically alternates the airstreams. While one storage matrix is loaded with a warm airstream – the other is discharged with a cold airstream. This process is repeated in short intervals. This series encompasses 14 standard sizes with air volumes ranging from 1.500 to 40.000 m³/h.



- > 90% efficiency (sensitive) (EN 308)
- > 75 % humidity efficiency (EN 308)
- Packaged, compact unit with „plug & play”
- Optimised operation sequences
- Minimum maintenance



Accumulator with switching dampers



ETA ACCU

ETA POOL - INDOOR SWIMMING POOL SOLUTIONS

High de-humidification efficiency

Due to the high humidity in indoor swimming pools, it is essential that the air is dehumidified to provide comfort to visitors and to protect the furniture and the interior of the building. The ETA POOL series includes packaged units, cutting edge controls and an optional high efficiency dehumidification heat pump system. The series is divided into two product lines: ETA POOL SPA for small indoor pools e.g. private homes, hotels etc. from 1.000 to 5.200m³/h and ETA POOL OLYMPIC for medium sized and large indoor swimming pools from 6.000 to 37.000 m³/h, with dehumidification capacities from 6 to 215 kg/h. This new range is the result of our long-standing experience in indoor pool applications, combined with the finest technologies available on the market.



- Optimised operational sequences
- High dehumidification (VDI 2089)
- Packaged & compact unit with plug & play
- Heat recovery up to 92% (EN 308)
- VDI 6022 options

up
to 92 %
efficiency



ETA POOL OLYMPIC

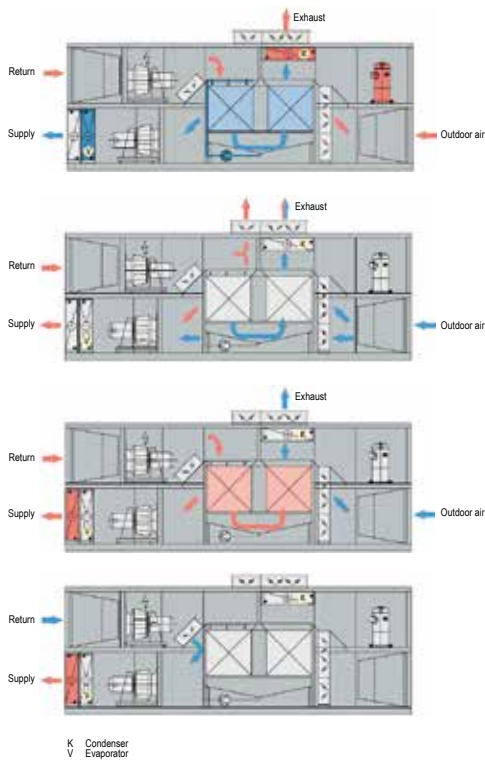


ETA POOL SPA

ETA PAC - ADIABATIC COOLING

Efficient cooling equipment

The air conditioning and climate control system is one of the most important elements in data centres. Such centres require units to operate 24 hours a day, 7 days a week, 365 days a year, with high reliability, low running costs, easy maintenance, emergency management, and interconnectivity. The ETA PAC has been specifically designed for this purpose; a reliable compact unit equipped with double plate heat exchangers and an indirect adiabatic cooling system. Highly efficiency filters, factory mounted controls and an integrated heat pump, make this range the best choice for data centres, computer and server rooms, telecommunication rooms and laboratories. The application field covers air volumes from 1.000 to 30.000 m³/h.



- High quality and reliability
- Indirect adiabatic & free cooling
- Heat recovery up to 75 % (EN 308)
- Integrated refrigeration (optional)
- Packaged & compact unit with plug & play



Adiabatic cooling system








ETA PAC

MARINE - MARINE & OFFSHORE SOLUTIONS

The best choice for ships & offshore

Marine and offshore applications require air-handling equipment to be especially designed in order to withstand extreme installation, working-and-operating conditions. The Marine Line series has been developed to meet the demands of the specific issues in this sector. Particular attention has been placed on the following: robust unit construction, high dimensional flexibility, components built to the highest standards, suitable corrosion protection, appropriately designed drainage trays, optimum system efficiency and compliance with the stringent marine & offshore standards and regulations. From containers ships and large cruise vessels to luxury yachts, the Marine Line is your best choice.



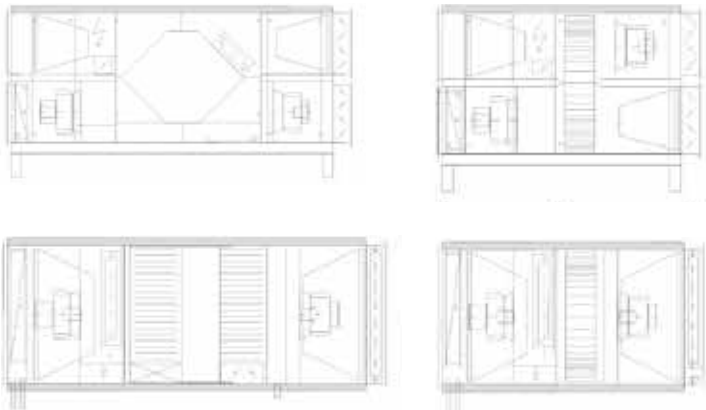
-  High reliability, efficiency, unmatched flexibility in design
-  Customised configurations and anti-corrosion protection
-  Compliant with marine standards
-  Easy to install and maintain with a long service life
-  Factory tested and commissioned








ZHK NANO - THE COMPACT AIR HANDLING UNIT

ZHK NANO - minimum space requirements

The new ZHK NANO series has been designed to provide your building with fresh air in the most economical way and with minimum space requirements. All components have been selected on the basis of the best price/performance ratio and operating parts conform to current safety standards. The ZHK NANO range includes energy efficient, direct driven plug fans, fibre glass filters on the ventilation and fresh air streams and heat recovery devices such as a counter-flow plate heat exchanger or a heat wheel. The ZHK NANO is your first choice in providing the best indoor climate in; offices, schools, hotels, airports, shopping centres, fitness studios, etc. The ZHK NANO compact units are available in 3 sizes to cover air flow from 0,27 to 1,8 m³/s (1000 to 6500 m³/h). The unit performance data and the mechanical casing characteristics have been tested by a third party laboratory according to standards EN 13053 and EN 1886 and have been certified by EUROVENT.



-  Packaged, compact, plug & play
-  Integrated control
-  High efficiency components
-  Easy to install and maintain and long lasting lifetime
-  Factory tested



ZHK NANO

ASEPSIS - design free from cold spots

Hygiene and strict contamination control are strategic issues for food production companies. They have a direct impact on the quality of the products, the health and the safety of the consumers and also on the brand's image. To meet the high requirements of food production or cold room storage, Euroclima has developed the ASEPSIS unit, which consists of a casing made from reinforced fibre-glass and PVC panels, insulated with polystyrene. The casing is free of cold spots. The components are easily removable for cleaning processes, or if desired, delivered as an extendable version. The floor of the unit is tilted, with rounded corners and drainage outlets. The casing complies with T2/TB1 (T1/TB1 as an option) thermal classes. Available in air volumes up to 50.000 m³/h.



ASEPSIS

- High pressure washable design
- 70mm triple skin casing (FI)
- T1/TB1 casing (ASEPSIS 100 mm option)
- Easily removable components
- Hygienic concept



FI

FI - 70 mm triple skin casing

Another unit, especially designed for the food industry, is the FI series featuring a 70mm thick triple skin casing. The triple skin is made as one piece, fully welded in stainless steel, with rounded corners to allow for regular high pressure washing. The floor in each section is tilted towards washing outlet-drains. Internal components can be protected against corrosion according to the project specifications. As with the Asepsis model, all internal components can be easily removed without the use of special tools, or if preferred, delivered in an extendable version.

KITCHEN - EXHAUST SOLUTIONS

Units for restaurants and kitchens

In cooking, barbequing and frying the size of the air particles can be less than 1 micron. Such particles cause unpleasant smells and can also penetrate human lungs, causing damage to health. It is therefore important to remove these substances from the working areas in the kitchen and to provide harmless and neutral air extraction. When cooking and heating fatty and oily foods and via the processes of hydrolysis, pyrolysis and oxidation the following substances form; glycerine, free fatty acids, aldehyde, ketones, polymer triglyceride, nitrosamines and polycyclic aromatic hydrocarbons. Several of these are regarded as hazardous to health. The kitchen ventilation unit has been developed to clean the air and to neutralise odours before they are blown out into the atmosphere. To filter the broad spectrum of air particles and fission products, the unit is fitted with various filtration stages. The series encompasses 11 standard sizes from 1.000 bis 40.000 m³/h.



Aerosol panel filters $x > 100\mu\text{m}$








G4 panel filters $10\mu\text{m} > x > 100\mu\text{m}$



Electrostatic filters
 $0,01\mu\text{m} > x > 10\mu\text{m}$



Activated carbon filters
 $x < 0,01\mu\text{m}$ (odours)

-  Packaged, compact unit with „plug & play”
-  Corrosion protection
-  Easy to clean
-  Easy installation and maintenance
-  Low noise levels



ZHK KITCHEN EXHAUST UNIT

EUROCLIMA FAN COIL UNITS

Fan coil units

Euroclima offers a wide range of standardised terminal units for residential and commercial buildings such as; hotels, offices, schools, shops and hospitals. We produce fan coil units ranging from simple cost effective products for convenient use, to specialist equipment for marine or medical applications, such as double skin fan coils. Project specific products can also be designed with cutting edge components, such as EC motors or UVC lamps. All Euroclima terminals can be equipped with factory mounted controls.



EC motor technology

- Low noise levels
- EC motor technology
- Factory mounted controls (optional)



Decorative units



Cassett



Ducted units



Double skin self-supporting units

REFERENCES



Jaber Al Ahmed Al Jaber Al Sabah Hospital - KUWAIT



Shamiya Expansion - Holy Haram Mosque Meccah - SAUDI ARABIA



Cruisers, Ferries, Yachts, Tanks - WORLDWIDE



Parco Della Musica - ITALY



Dubai Mall, shopping centre - UAE



Dubai Sports Complex - UAE



Hilti Innovation Center - LIECHTENSTEIN



Orco Tower - POLAND



Euroclima group factories

Euroclima AG | SpA
 St. Lorenzner Str. | Via S. Lorenzo 36
 39031 Bruneck | Brunico (BZ)
 ITALY
 Tel. +39 0474 570 900
 Fax +39 0474 555 300
 info@euroclima.com
 www.euroclima.com






Euroclima Apparetebau Ges.m.b.H.
 Ambach 88
 9920 Sillian
 AUSTRIA
 Tel. +43 (0) 48 42 66 61 -0
 Fax +43 (0) 48 42 66 61 -24
 info@euroclima.at
 www.euroclima.com

Euroclima Middle East
 P.O.Box: 119870
 Dubai
 UNITED ARAB EMIRATES
 Tel. +9714 802 4000
 Fax +9714 802 4040
 eumeinfo@euroclima.com
 www.euroclima.com

Euroclima India Pvt Ltd.
 Office No. 7, Ground Floor,
 Building No. 2, Sector 3
 Millenium Business Park, Mahape
 400 710 Navi Mumbai
 INDIA
 Tel. +91 22 4015 8934
 info@euroclima.in
 www.euroclima.com

Bini Clima S.r.l.
 Via A. Prato, 4 / A
 38068 Rovereto
 ITALY
 Tel. +39 0464 437 232
 Fax +39 0464 437 298
 info@biniclima.eu
 www.biniclima.eu

Euroclima product catalogues



Euroclima march 2019
 Due to its commitment of continuous product development
 and improvement, Euroclima reserves the right to change
 specifications without notice.

© Copyright by euroclima.com / fotolia.com



euroclima[®]
 We care for better air

euroclima



ZHK 2000

CUSTOMIZED AIR HANDLING UNITS

*ENVIRONMENT FRIENDLY AND CLEAN CONCEPT SOLUTIONS
FOR COMFORT, HOSPITAL AND INDUSTRIAL APPLICATIONS*



euroclima[®]
We care for better air



euroclima[®]
We care for better air

CLEAN AIR SINCE 1963

reine luft seit 1963

aria pulita dal 1963



Euroclima is a company with extensive international operations and 5 manufacturing facilities in Italy, Austria, India and UAE and more than 36.000 m² of production and offices. We are specialized in the manufacturing and worldwide distribution of air handling units and fan coil units.

We try to exceed the expectations of our customers by innovation, quality and comprehensive service. Approximately 400 employees are at present employed. Euroclima has a well distributed network of sales and service all over Europe, Asia, Middle East and Northern Africa. Our partners in various countries assume a surface covering responsibility for marketing, local servicing and optimal assistance.

Euroclima ist ein international tätiges Industrieunternehmen mit 5 Produktionsstätten in Italien, Österreich, Indien und VAE mit gesamt über 36.000 m² Produktionsfläche. Unser Unternehmensziel ist die Herstellung und der weltweite Vertrieb von qualitativ ausgereiften Klimazentralgeräten und Ventilator-konvektoren.

Wir versuchen die Erwartungen unserer Kunden durch Innovation, Qualität und umfassenden Service zu übertreffen. Euroclima beschäftigt derzeit circa 400 festangestellte Mitarbeiter. Weiters hat Euroclima ein breitgestreutes Distributionsnetz mit Verkauf und Servicenerlassungen in ganz Europa, Asien, Nahen Osten und Nordafrika. Die Kooperationspartner in verschiedenen Ländern sorgen für eine flächendeckende Marktbe- arbeitung und optimale Servicebetreuung.

Euroclima è un'azienda attiva a livello internazionale con 5 stabilimenti di produzione in Italia, Austria, India e UAE con più di 36.000 m² di spazio produttivo e uffici. Obiettivo dell'azienda è la produzione e la distribuzione in tutto il mondo di unità di trattamento aria e unità fan coil.

Soddisfiamo le aspettative dei nostri clienti attraverso innovazione, qualità e assistenza. Attualmente Euroclima si avvale della collaborazione di quasi 400 dipendenti. Euroclima si avvale di un'ampia rete di distribuzione con uffici vendita e servizi sparsi in tutta l'Europa, Asia, Medio Oriente e Nord Africa. Questa rete capillare di professionisti in diversi paesi si occupa di marketing e del servizio di assistenza.

CERTIFICATES

zertifikate certificati



Euroclima participates in the EPC programme for Air Handling Units (AHU) and Fan Coil Units (FCU); Check ongoing validity of certificate: www.eurovent-certification.com



In addition to the quality management certification in place in all of our facilities, Euroclima has a policy to continuously improve its administrative and manufacturing processes to provide products with top quality and reliability for the satisfaction of our customers. Because every project is unique, every country has its own laws and regulations, every building its own constraints, Euroclima participate to a number of international certification programs, related to quality, performances, hygiene or energy consumption.

Neben unserer ISO 9001-2008 Zertifizierung für alle unsere Standorte, fährt Euroclima eine Politik der kontinuierlichen Verbesserung der Verwaltungs- und Fertigungsprozesse um Produkte mit höchster Qualität und Zuverlässigkeit bieten zu können. Da jedes Projekt unterschiedlich ist, jedes Land seine eigenen Gesetze und Vorschriften hat und jedes Gebäude seine eigenen Vorschriften, beteiligt sich Euroclima an einer Reihe von internationalen Zertifizierungsprogrammen, mit dem Hintergrund der Qualität- und Leistungssteigerung, sowie mit Blick auf die Hygieneaspekte und dem Energieverbrauch seiner Produkte.

In aggiunta alle certificazioni di gestione della qualità in vigore in tutte le ns. strutture. Euroclima ha una politica di miglioramento continuo dei propri processi amministrativi e produttivi per fornire prodotti di alta qualità e affidabilità in grado di soddisfare i ns. clienti. Perché ogni progetto è unico, ogni paese ha le proprie leggi e regolamenti, ogni costruzione dei propri vincoli, Euroclima partecipa ad un numero di programmi di certificazione internazionali relativi alla qualità e alle prestazioni, igiene e consumi energetici.



INDOOR AIR TREATMENT

raumklimatisierung condizionamento per spazi chiusi

Increasingly high demands are constantly being made of modern buildings in terms of air quality and economics. Against a background of rising energy prices, the building shell is being increasingly insulated and sealed. Consequently, in new purpose-built buildings the heat transmission load is often well below that of the ventilation heat requirement. Energy-saving air handling optimised to particular requirements is thus one of the most important planning functions in building technology. The running costs of the building are largely determined by this factor. At the same time, the user's sensitivity to air quality is increasing and importance is placed on avoiding the harmful effects of buildings on people (key word: sick building syndrome).

Most of the persons spend 90% of the time indoor. Consequently the quality of the modern room climate is essential for the living comfort. It must provide for a healthy, germ-free air and a pleasant room climate, which promote our well-being and our efficiency. Since the eighties the so called Sick Building Syndrom (SBS) is intensively analysed, frequent evidence of physical imbalance affect negatively the health. Fundamentally these are the main hygienic risks:

- toxic parts in the air
- allergic symptoms
- noise, light, smell, humidity, temperature
- infections

Euroclima units set new standards of ventilation technology and air-conditioning. Features of the units include innovative technological design, reduced operating costs and compact dimensions. The units meet all hygiene requests.

An moderne Gebäude werden ständig höhere Anforderungen hinsichtlich Raumluftqualität und Wirtschaftlichkeit gestellt. Vor dem Hintergrund steigender Energiepreise wird die Gebäudehülle immer hochwertiger, wärmegeklämt und abgedichtet. Dadurch liegt der Transmissionswärmebedarf bei neuen Zweckbauten meist deutlich unter dem Lüftungswärmebedarf. Die energiesparende, und dem Bedarf optimal angepasste Luftaufbereitung, ist so eine der wichtigsten Planungsaufgaben der Gebäudetechnik. Die Betriebskosten des Gebäudes werden wesentlich durch diesen Faktor mitbestimmt. Gleichzeitig steigt die Sensibilität der Nutzer für die Luftqualität und es gilt schädliche Gebäudeeinflüsse auf den Menschen (Stichwort SBS-Syndrom) zu vermeiden.

Der Großteil der Menschen verbringt 90% der Zeit in geschlossenen Räumen. Diese Tatsache stellt besonders hohe Anforderungen an eine moderne Klimatechnik. Sie muss für gesunde, keimfreie Luft und ein angenehmes Raumklima sorgen, die unser Wohlbefinden und unsere Leistungsfähigkeit fördern. Seit Beginn der 80er Jahre wird das so genannte Sick-Building-Syndrom (SBS) diskutiert, ein häufiges Auftreten von Befindlichkeitsstörungen, die folgende potentiellen Risiken einer gesundheitlichen Gefährdung bewirken:

- Toxische Belastungen
- Allergene Belastungen
- Lärm, Licht, Geruch, Feuchtigkeit, Temperatur
- Mikrobielle Besiedlung im Sinne von Infektionsrisiken

Euroclima Raumluftgeräte setzen heute neue Maßstäbe in der anspruchsvollen Lüftungs- und Klimatechnik. Es zeichnet sich durch innovative Technik, optimierte Betriebskosten und kompakter Bauweise, unter Berücksichtigung der geltenden Hygienennormen aus.

Negli edifici moderni aumentano costantemente le esigenze in termini di qualità dell'aria ambiente e di economicità. Alla luce dell'incremento dei prezzi dell'energia, la struttura esterna degli edifici è sottoposta ad interventi sempre più sofisticati di isolamento termico e protezione. Ne consegue che, nei nuovi edifici, il fabbisogno di calore in termini di trasmissione risulta notevolmente inferiore al fabbisogno di calore in termini di ventilazione, per lo meno nella maggior parte dei casi. Così, il trattamento dell'aria, volto al risparmio energetico e ottimizzato rispetto ai fabbisogni, rappresenta oggi una delle sfide progettuali più importanti nel campo dell'edilizia. Tale fattore, infatti, contribuisce a determinare, in maniera sostanziale, i costi d'esercizio di qualsiasi edificio. Al contempo, cresce anche la sensibilità degli utenti nei confronti della qualità dell'aria negli edifici e la necessità di evitare ripercussioni dannose sulla salute dell'uomo (sindrome SBS).

La maggior parte delle persone passa il 90% del tempo in ambienti chiusi. Le esigenze di mantenere il comfort climatico interno sono elevate. Deve provvedere ad un'aria sana e germ-free e ad un clima piacevole della stanza, che promuove il nostro benessere e la nostra efficienza. Dagli inizi degli anni '80 viene discussa la sindrome SBS (Sick-Building-Syndrom), la quale di frequente causa scompensi al benessere psicofisico. Questi sono i principali rischi connessi:

- intossicazioni
- allergie
- rumore, luce impropria, odore, umidità, temperatura
- infezioni macrobiotiche

Euroclima unità definiscono nuovi standard nella ventilazione e nella tecnologia del condizionamento d'aria, un campo da sempre noto per i suoi severi requisiti. Le caratteristiche delle unità includono un design tecnologico innovativo, la riduzione dei costi operativi e dimensioni compatte. Le unità rispondono totalmente ai requisiti dalle normative igieniche.

SECTIONS OF THE

aufistung der bauteile

ZHK 2000



Fan sections

- Radial fan with belt drive
- Plug fan
- Plug fan with external runner engine
- EFC three phase motor, conform to IEC standard, single speed or two speed
- Measuring device for air volume (analogue or digital)
- Repair switch
- Belt guard protection or grid for inspection door

Ventilatorsektionen

- Radialventilator mit Riementrieb
- Radialventilator mit freilaufendem Rad
- Radialventilator mit freilaufendem Rad und Außenläufermotor
- Luftgekühlter Drehstrommotor nach IEC-Normen einstufig oder zweistufig
- Volumenstrom-Messvorrichtung (analog / digital)
- Reparatur-Schalter
- Riemenschutz bzw. Türschutzgitter

Sezioni ventilanti

- Ventilatore radiale con trasmissione a cinghia
- Ventilatore radiale a girante libera
- Ventilatore radiale a girante libera con motore esterno
- Motore elettrico secondo norme IEC a una o due polarità; autoventilato
- Sistema di misurazione portata aria (analogico – digitale)
- Sezionatore per manutenzione
- Carter di protezione trasmissione o grata di protezione antiinfortunio



Heater- Cooling section

- Heating coil water / glycol
- Condenser coil
- Steam coil
- Electric heater
- Cooling coil water / glycol
- Direct expansion coil

Erhitzer- Kühlersektion

- Erhitzer H2O/ Glycol
- Kondensator
- Dampferhitzer
- Elektroerhitzer
- Kühler H2O/ Glycol
- Direktverdampfer

Sezioni di riscaldamento / raffreddamento

- Batteria ad acqua/ acqua glicolata
- Condensatore
- Batteria a vapore
- Batteria elettrica
- Batteria a acqua/ acqua glicolata
- Batteria ad espansione diretta



Filter sections

- Panel filter G2-G4, F5
- V-bank filter G2-G4, F5
- Auto roll filter G3
- Bag filter G4-F9
- Compact filter M5-F9
- Absolute filter H10-H14
- Activated carbon filter
- Filter Safe®

Filtersektionen

- Paneelfilter G2-G4; F5
- V-Bank Filter G2-G4; F5
- Rollbandfilter G3
- Taschenfilter G4-F9
- Kompaktfilter M5-F9
- Absolutfilter H10-H14
- Aktivkohlefilter
- Filter Safe®

Sezioni filtri

- Prefiltri a pannello G2-G4; F5
- Filtri a banco a "V" G2-G4; F5
- Filtri a rullo G3
- Filtri a tasche G4-F9
- Filtri compatti M5-F9
- Filtri assoluti H10-H14
- Filtri a carboni attivi
- Filter Safe®

AIR HANDLING UNIT

sezioni dell'unità di trattamento aria



Energy recovery section

- Diagonal plate heat exchanger PTD: single or double with efficiency up to 90%
- Heat wheel RT: condensation wheel, enthalpy wheel, sorption wheel
- Run around coil system KV
- Heat pipe
- Energy recovery for special applications with glass tube or stainless steel tube exchanger
- SPC-System

Energierückgewinnungssektionen

- Diagonal Plattentauscher PTD - einstufig oder zweistufig mit Wirkungsgraden bis 90%
- Rotationstauscher RT: Kondensations-Rotor, Enthalpie-Rotor, Sorptions-Rotor
- Kreislaufverbundsystem KV
- Wärmerohre
- Wärmerückgewinnung für Spezialanwendungen mittels Glasrohr bzw. Edelstahl - Röhrentauscher
- SPC-System

Sezioni di recupero energia

- Recuperatore a piastre a flussi incrociati PT: singolo o due in serie con rendimenti fino a 90%
- Recuperatore rotativo RT: Rotore a condensazione; rotore entalpico; deumidificatore rotativo
- Sistema di recupero a batterie collegate a circuito chiuso KV
- Tubi di calore
- Recupero di calore per applicazioni speciali con tubi di vetro o scambiatori in inox
- SPC-System



Control unit

- Connections for mains supply / external inputs
- Main switch for cutting the power supply
- Fuses / over current protect.
- Programmable RAM controls with alphanumeric, display and one-button navigation
- PGU interface
- Menu levels: manual/emergency
- Modem modules: advanced telecommunication (diagnosis, parameter download,...)

Schalt- und Regeleinrichtung

- Klemmen für Hauptanspeisung bzw. bauseitige Komponenten
- Hauptschalter für die Abschaltung der Gerätezuleitung
- Sicherungen bzw. Überlastungsschutz
- Programmierbare Steuerung und Regelung mit Grafik Display und Einknopfbedienung
- Programmier-Schnittstelle PGU
- Hand-/Notbedienebene
- Modem-Module für anspruchsvolle Telekommunikation (Fernwartung, Datenabfrage,...).

Quadro di comando e regolazione

- Già previsti i morsetti per l'alimentazione principale e per i componenti a cura dell'installatore
- Sezionatore principale per ciascun componente della regolazione
- Dispositivi di protezione
- Il dispositivo di controllo è programmabile attraverso azionamento ad un tasto con display grafico
- Interfaccia PGU
- Azionamento d'emergenza manuale
- Moduli modem per allacciamento a sistema di gestione dei dati remoto



Humidifier section

- Steam humidifier
- Electrode steam generator
- Resistance steam generator
- Gas fired steam generator
- Steam distribution systems for available on site steam
- Adiabatic humidifier systems
- High pressure atomisation
- Hybrid air humidifier
- Air washer
- Contact pad evaporation humidifiers
- Ultrasonic humidifiers

Befeuchtersektionen

- Dampfbefeuchter
- Elektroden-Dampf-Luftbefeuchter
- Widerstands-Dampf-Luftbefeuchter
- Gas-Dampf-Luftbefeuchter
- Dampf-Luftverteilersysteme für Fremddampf
- Adiabate Befeuchtungssysteme
- Hochdruckbefeuchtung mittels Zerstäubungsdüsen
- Hybrid-Luftbefeuchter
- Luftwäscher
- Kontaktbefeuchtungssysteme
- Ultraschallbefeuchtung

Sezioni di umidificazione

- Umidificatori a vapore
- Produttore vapore elettrico ad elettrodi immersi
- Prod. vap. el. a resistenza immersa
- Prod. vap. con caldaia a combust. gas
- Sistemi di distribuzione vap. di rete
- Sistemi di umidificazione adiabatici
- Umidificazione ad acqua ad alta pressione con ugelli atomizzatori
- Umidificatore ibrido
- Lavatore aria
- Sistemi di umidifica. ad evaporazione
- Umidificazione ad ultrasuoni



Silencer sections

- Attenuation at 250 Hz from 14 to 40 dB depending on splitter length
- Sound attenuation off splitters, Data referring to ISO 7235 / DIN 45646, Splitter-type 105 R+F, Splitter with 230 mm, Relative section 1m³, Nominal length in mm: 610, 915, 1220, 1525, 1830, 2135

Schalldämpfersektionen

- Dämpfung bei 250Hz je nach Länge von 14 bis 40dB
- Einfügungsdämpfung von Schalldämpfern, Angaben bezogen auf ISO 7235 /DIN 45646, Kulissen-typ S105 R+F, Kulissenstärke 230 mm, Bezugsfläche 1m³, Nennlänge in mm: 610, 915, 1220, 1525, 1830, 2135

Sezione silenziatore

- Attenuazione alla banda d'ottava 250Hz da 14 a 40 dB in funzione della lunghezza delle culisse
- Abbattimento del rumore attraverso i silenziatori secondo ISO 735 / DIN 45646, Culissa tipo R+F, larghezza 230 mm, area di riferimento 1m³, lunghezza nominale (mm) 610, 915, 1220, 1525, 1830, 2135

Gladly we insert also special components
Wir bauen auch Sonderkomponenten ein
Inoltre possiamo inserire componenti speciali

TECHNICAL anlagebeschreibung



Technical specification ZHK 2000

Housing assembled with self supporting modular panels with base frame integrated into the unit and aluminium profiles along the upper sides of the unit. Inside and outside walls completely smooth.

The 50 mm thick double skin panel contains a glass fibre insulation, complying with fire protection class 0 of ISO 1182.2 and class A1 of DIN 4102. The fibre glass guarantees an optimal thermal and acoustic insulation. On the front sides of the inner panels there are centred holes at a distance of 152,5 mm each. Through these holes the panels are fixed to each other. In order to obtain a high stability of the structure, the inner panel has two bending on the outer side, allowing consequently an easy assembly of the outer panel skin. Additionally, the overlapping sheets on the angles are micro welded on each other. A quick assembly and disassembly of the outer panel skin is possible through the international patented snap-in-assembly construction with a special profile on the inner side of the outer panel skin.

The air handling units are equipped with large dimensioned access doors in same thickness and execution as panel, door frame made of aluminium, special rubber seal with welded corners, adjustable hinges, safety locks. The doors are foreseen for fan- filter- and humidifier section. Removable inspection panels with patented service locks are foreseen for prefilters and anti-frost frame sections and on request also for other sections. The execution is the same as the panel, door frame made of aluminium, rubber seal. With screws removable panels are foreseen for electric heater section and on request for other sections. The execution is the same as the panel, door frame made of aluminium.

Certified data of AHU casing conform to EN 1886

- Casing strength: class D1
- Casing air leakage at -400 Pa: class L1
- Casing air leakage at +700 Pa: class L1
- Filter bypass leakage: class F9
- Incombustible fibre glass insulation thickness 50 mm
- Performance data certified in compliance with DIN EN 13052
- Heat exchangers certified in compliance with EUROVENT Rating Standard 6/C/005/2009.
- Base frame made of galvanized sheet metal, hot dip galvanised or painted steel profiles for big units.

Panel executions „Standard“

- Inner skin: 1,00 mm galvanized sheet
- Outer skin: 0,7 mm galvanized sheet with additional surface coating in white plastic type A47SME, thickness 130 µm
- Thermal transmittance: class T3
- Thermal bridging factor: class TB2
- Sound attenuation Rw (DIN 52210-03): 36dB
- Sound attenuation of the panel certified in compliance with EN 1886 and EN ISO 3744:

Frq. Hz	125	250	500	1000	2000	4000	8000
Okt. dB	17	27	31	32	34	37	42

- Calculated heat transfer coefficient
U = 0,59 W/m²K

Panel execution „Industrial“

- Inner skin: 1,50 mm galvanized sheet
- Outer skin: 1,0 mm galvanized sheet with additional surface coating in white plastic type A47SME, thickness 130 µm
- Thermal transmittance: class T3
- Thermal bridging factor: class TB2
- Sound attenuation Rw (DIN 52210-03): 41dB
- Sound attenuation of the panel certified in compliance with EN 1886 and EN ISO:

Frq. Hz	125	250	500	1000	2000	4000	8000
Okt. dB	19	29	31	30	32	36	34

Special materials

- Stainless steel
- Aluminium
- Epoxy-Coating
- Powder coating

Weatherproof execution (in addition to standard)

- Weatherproof canopy
- Additional sealing of the panels and water-tight service doors

Hygienic execution (in addition to standard)

- All components are removable
- Floor panel made as inclined drain pan
- Inner panel connections sealed with special sealant, steam tight, resistant to all known disinfectants and cleaning agents
- Manufactured in accordance with DIN 1946-4

ATEX

In compliance with 94/9EG / ATEX 100a



Technische Beschreibung ZHK 2000

Selbsttragende, rahmenlose, modulare Paneel-Konstruktion mit integriertem Grundrahmen aus verzinktem Stahlblech und durchgehenden Aluminiumprofilen an den Geräteoberkanten.

Gehäusepaneel doppelschalig, bestehend aus Innen- und Außendeckel vollkommen glatt mit dazwischenliegender nicht brennbarer Glasfaserisolierung (Brandschutz- Klasse 0 nach ISO II 82.2 und A1 nach DIN 4102), optimal zur Schall- und Wärmedämmung. An den umlaufenden Stirnflächen des Innendeckels werden mittig Lochungen im Rastermaß von 152,5 mm hergestellt um die Paneele zu verbinden. Zur Aufnahme des Außendeckels und zur Erhöhung der Stabilität der gesamten Gehäusekonstruktion wird der Innendeckel an der Außenseite mit einem Doppelbug versehen. Die überlappenden Bleche in den Ecken werden miteinander verpresst bzw. verschweißt. Durch eine spezielle Profilierung an der Innenseite des Außendeckels können die Vorteile der international patentierten Nut-Schnapp-Verbindung voll genutzt werden. Die Vorteile liegen in der raschen Montage bzw. Demontage der Außendeckel.

Lüftungsgeräte mit großflächigen Inspektions- bzw. Wartungstüren; Gerätetüre, vorgesehen für Ventilator-, Filter- und Befeuchterbauteil, in Paneelstärke; Türrahmen aus Aluminium inklusive Hohlprofiltdichtung mit verschweißten Ecken; einstellbare Scharniere und Sicherheitsverschlüsse; Abnehmbare Inspektions- bzw. Wartungsdeckel, vorgesehen für Frostschutzrahmen, Paneelfilterbauteil, annähernd in Paneelstärke, können bei Bedarf auch für alle anderen Bauteile geliefert werden; Rahmen aus Aluminium; Türdichtung, mit Klapp/Dreh-Verschlüssen.

Abschraubbare Inspektions- bzw. Wartungsdeckel, vorgesehen für Elektroheizregister, annähernd in Paneelstärke, Rahmen aus Aluminium, Türdichtung, mit dem Türrahmen verschraubt. Abschraubbare Inspektions- bzw. Wartungsdeckel können bei Bedarf auch für alle anderen Bauteile geliefert werden.

Gehäusedaten nach EN 1886 zertifiziert:

- Mechanische Gehäusefestigkeit: Klasse D1
- Gehäuseleckage bei -400 Pa: Klasse L1
- Gehäuseleckage bei +700 Pa: Klasse L1
- Filter-Bypassleckage: Klasse F9
- Nicht brennbare Glasfaserisolierung 50 mm
- Leistungsdaten zertifiziert nach DIN EN 13052
- Wärmetauscher (Kühler und Erhitzer) zertifiziert nach EUROVENT Rating Standard 6/C/005/2009
- Grundrahmen aus verzinktem Stahlblech bzw. aus verzinkten oder lackierten Stahlprofilen bei Großgeräten

SPECIFICATION

specifica tecnica

Specifica tecnica ZHK 2000

Panelausführung „Standard“

- Innenschale verzinktes Stahlblech 1,0 mm
- Aussenschale verzinktes Stahlblech 0,7 mm mit zusätzlicher Kunststoffbeschichtung 130 µm, Type A47SME, Farbe weiß
- Wärmedurchgang: Klasse T3
- Wärmebrückenfaktor: Klasse TB2
- Schalldämm-Maß R_w (DIN52210-03): 36 dB
- Schalldämmung des Paneels zertifiziert nach EN 1886 und EN ISO 3744:

Frg. Hz	125	250	500	1000	2000	4000	8000
Okt. dB	17	27	31	32	34	37	42

- Kalkulierte Wärmedurchgangszahl $U = 0,59 \text{ W/m}^2\text{K}$

Panelausführung „Industrie“

- Innenschale verzinktes Stahlblech 1,5 mm
- Außenschale verzinktes Stahlblech 1,0 mm mit zusätzlicher Kunststoffbeschichtung 130 µm, Type A47SME, Farbe weiß
- Wärmedurchgang: Klasse T3
- Wärmebrückenfaktor: Klasse TB2
- Schalldämm-Maß R_w (nach DIN 52210-03): 41 dB
- Schalldämmung des Paneels zertifiziert nach EN 1886 und EN ISO 3744:

Frg. Hz	125	250	500	1000	2000	4000	8000
Okt. dB	19	29	31	30	32	36	34

Sondermaterialien

- Edelstahl
- Peraluman
- Epoxy-Lackierung
- Pulverbeschichtung

Ausführung „Wetterfest“

- Wetterfestes Dach mit Tropfnase
- Eindichtung der Paneele und großflächige wasserdichte Bedienungstüren

Ausführung Hygiene (zusätzlich zum Standard)

- Alle Einbauteile ausbaubar
- Bodenpaneel als Wanne in geneigter Ausführung gefertigt
- Paneelstöße innen mit dauerelastischer, fungizider, gegen alle bisher bekannten Desinfektionsmittel resistenter Dichtmasse fugenlos und dampfdicht ausgekittet
- Konstruiert nach DIN 1946-4

ATEX

Gemäß Richtlinie 94/9 EG / ATEX 100a

Struktur autoportante con pannelli modulari, telaio base in acciaio zincato integrato nell'unità e profilato in alluminio sui lati superiori. Assenza di sporgenze all'interno e all'esterno.

Pannello a doppia parete con isolamento in lana di vetro di spessore 50 mm fissato tra le pareti che garantisce un elevato isolamento termico ed acustico. La lana di vetro è conforme alle norme antiincendio ISO 1182.2 classe 0 e DIN 4102- A1.

Sui lati frontali dei pannelli interni sono centrati dei fori a distanza di 152,5 mm, attraverso i quali i singoli pannelli sono collegati. Il pannello interno viene provvisto di una doppia piega sulla parte esterna per aumentare la stabilità della struttura e per facilitare il montaggio del pannello esterno.

Inoltre gli strati di lamiera che si sovrappongono sugli angoli vengono microsaldati a pressione. Un rapido montaggio e smontaggio della parete esterne si ottiene attraverso il sistema di assemblaggio internazionalmente brevettato "snap-in" con un profilo speciale sulla parte interna dei pannelli esterni.

Le centrali di trattamento aria sono equipaggiate con porte d'ispezione e/o. Manutenzione di grandi dimensioni necessari in esecuzione approssimativamente come il pannello. Tali portine sono previste per le sezioni ventilatore, filtri ed umidificatori. Il telaio è in alluminio, cerniere regolabili, guarnizione in gomma saldata sugli angoli, chiusure di sicurezza. Le portine d'ispezione asportabili hanno le chiusure di sicurezza brevettate che sono previsti per prefiltri e telai antigelo e si può avere su richiesta anche per altre sezioni.

L'esecuzione è come il pannello, il telaio in alluminio e guarnizione in gomma. Pannelli svitabili sono previsti per la sezione della batteria elettrica e su richiesta anche su altre sezioni. L'esecuzione è come il pannello dell'unità, il telaio in alluminio e guarnizione in gomma.

Caratteristiche della carpenteria certificate secondo EN 1886:

- Resistenza della struttura: classe D1
- Perdite della struttura -400 Pa: classe L1
- Perdite della struttura +700 Pa: classe L1
- Perdite per bypass filtri: classe F9
- Isolamento in fibra di vetro antiinfiammabile di spessore 50 mm
- Dati di prestazione certificati secondo DIN EN 13052
- Scambiatori di calore certificati secondo EUROVENT Rating Std. 6/C/005/2009
- Profilati per telaio base in acciaio zincato o in profili d'acciaio con zincatura a caldo o verniciatura per macchine grandi

Esecuzione pannelli „Standard“

- Pannello interno: 1,0 mm acciaio zincato
- Pannello esterno: 0,7 mm acciaio zincato con ulteriore plastofilmatura 130 µm in materiale anti-graffio e antiacido A47SME, colore bianco
- Trasmittanza termica: classe T3
- Fattore ponte termico: classe TB2
- Abbattimento acustico R_w (DIN 52210-03): 36 dB
- Isolamento acustico del pannello certificato secondo EN 1886 e EN ISO 3744:

Frg. Hz	125	250	500	1000	2000	4000	8000
Okt. dB	17	27	31	32	34	37	42

- Coefficiente di trasmissione termica calcolato $U = 0,59 \text{ W/m}^2\text{K}$

Esecuzione pannelli „Industriale“

- Pannello interno: 1,5 mm acciaio zincato
- Pannello esterno: 1,0 mm acciaio zincato con ulteriore plastofilmatura 130 µm min materiale anti-graffio e antiacido A47SME, colore bianco
- Trasmittanza termica: classe T3
- Fattore ponte termico: classe TB2
- Abbattimento acustico R_w (secondo DIN 52210-03): 41 dB
- Abbattimento acustico del pannello certificato secondo EN 1886 e EN ISO 3744:

Frg. Hz	125	250	500	1000	2000	4000	8000
Okt. dB	19	29	31	30	32	36	34

Materiali speciali

- Acciaio INOX
- Alluminio
- Verniciatura Epoxy
- Verniciatura a polvere

Esecuzione „Esterno“ (in aggiunta allo standard)

- Tetto con scossalina
- Siliconatura dei pannelli e delle portine d'ispezione

Esecuzione „Igiene“ (in aggiunta allo standard)

- Tutti i componenti estraibili
- Pannello di fondo in forma di vasca inclinata
- Sigillatura intercapedini tra i pannelli interni con materiale resistente ai disinfettanti fino ad oggi conosciuti
- Costruito secondo DIN 1946-4

ATEX

Secondo norma 94/9EG / ATEX 100a

TECHNICAL DATA

technische daten dati tecnici

ZHK	Width / Breite / Larghezza B	Height / Höhe / altezza H	Coil face velocity Anströmgeschwindigkeit auf Wärmetauscher Velocità frontale sulla batteria					
			m / s					
Type			2	2,5	2,75	3	3,5	4
6/3	610	305	950	1.188	1.307	1.426	1.663	1.901
6/4,5	610	457,5	1.331	1.663	1.830	1.996	2.328	2.661
6/6	610	610	1.711	2.138	2.352	2.566	2.994	3.421
9/4,5	915	457,5	2.208	2.759	3.035	3.311	3.863	4.415
9/6	915	610	2.838	3.548	3.903	4.257	4.967	5.676
12/6	1220	610	3.966	4.957	5.453	5.949	6.940	7.932
9/9	915	915	4.324	5.405	5.946	6.486	7.568	8.649
12/9	1220	915	6.169	7.711	8.482	9.253	10.796	12.338
15/6	1525	610	6.698	8.372	9.209	10.047	11.721	13.396
15/9	1525	915	7.923	9.904	10.894	11.884	13.865	15.846
12/12	1220	1220	8.249	10.311	11.342	12.374	14.436	16.498
18/9	1830	915	9.495	11.869	13.056	14.243	16.617	18.991
15/12	1525	1220	10.752	13.441	14.785	16.129	18.817	21.505
18/12	1830	1220	12.887	16.108	17.719	19.330	22.551	25.773
15/15	1525	1525	13.375	16.718	18.390	20.062	23.406	26.749
21/12	2135	1220	15.390	19.238	21.161	23.085	26.933	30.780
18/15	1830	1525	16.537	20.671	22.738	24.805	28.940	33.074
24/12	2440	1220	17.893	22.367	24.603	26.840	31.314	35.787
21/15	2135	1525	19.440	24.300	26.730	29.160	34.020	38.880
18/18	1830	1830	19.669	24.586	27.045	29.503	34.421	39.338
24/15	2440	1525	22.602	28.253	31.078	33.903	39.554	45.204
21/18	2135	1830	23.490	29.363	32.299	35.235	41.108	46.980
24/18	2440	1830	27.311	34.139	37.553	40.967	47.794	54.622
21/21	2135	2135	27.540	34.425	37.868	41.310	48.195	55.080
27/18	2745	1830	31.132	38.915	42.807	46.698	54.481	62.264
24/21	2440	2135	32.020	40.025	44.027	48.030	56.035	64.040
30/18	3050	1830	34.953	43.691	48.061	52.430	61.168	69.906
27/21	2745	2135	36.500	45.625	50.187	54.750	63.874	72.999
24/24	2440	2440	36.197	45.247	49.771	54.296	63.345	72.395
33/18	3355	1830	38.712	48.389	53.228	58.067	67.745	77.423
30/21	3050	2135	40.980	51.224	56.347	61.469	71.714	81.959
27/24	2745	2440	40.794	50.992	56.091	61.191	71.389	81.588
36/18	3660	1830	42.595	53.244	58.568	63.893	74.542	85.190
33/21	3355	2135	45.386	56.732	62.406	68.079	79.425	90.772
30/24	3050	2440	45.801	57.251	62.976	68.701	80.151	91.601
36/21	3660	2135	49.939	62.424	68.666	74.909	87.394	99.878
33/24	3355	2440	50.725	63.407	69.747	76.088	88.770	101.451
39/21	3965	2135	54.346	67.932	74.725	81.518	95.105	108.691
36/24	3660	2440	55.814	69.768	76.745	83.722	97.675	111.629
42/21	4270	2135	55.296	69.120	76.032	82.944	96.768	110.592
39/24	3965	2440	60.739	75.924	83.516	91.109	106.294	121.478
45/21	4575	2135	59.443	74.304	81.734	89.165	104.026	118.886
42/24	4270	2440	65.664	82.080	90.288	98.496	114.912	131.328
45/24	4575	2440	70.589	88.236	97.060	105.883	123.530	141.178
42/27	4270	2745	72.576	90.720	99.792	108.864	127.008	145.152
48/24	4880	2440	75.514	94.392	103.831	113.270	132.149	151.027
45/27	4575	2745	78.019	97.524	107.276	117.029	136.534	156.038
48/27	4880	2745	83.462	104.328	114.761	125.194	146.059	166.925

Errors excepted we reserve the right of technical modifications relating product improvement without notice.
Irrtum oder technische Änderungen im Rahmen der Produktverbesserung vorbehalten.
Salvo errore ci riserviamo il diritto di modifiche tecniche senza preavviso in seguito al miglioramento del prodotto.

Dimensions can change depending on installed components and complexity of the units.
Die Abmessungen können je nach eingesetzten Komponenten und der Komplexität der Geräte abweichen.
Le dimensioni possono variare a seconda dei componenti installati e la complessità delle unità.



euroclima[®]
We care for better air

Euroclima group factories

Euroclima AG | SpA
St. Lorenzner Str. | Via S. Lorenzo 36
39031 Bruneck | Brunico (BZ)
ITALY
Tel. +39 0474 570 900
Fax +39 0474 555 300
office@euroclima.it
www.euroclima.com

Euroclima Apparatebau Ges.m.b.H.
Ambach 88
9920 Sillian
AUSTRIA
Tel. +43 (0) 48 42 66 61 -0
Fax +43 (0) 48 42 66 61 -24
info@euroclima.at
www.euroclima.com

Euroclima Middle East
P.O.Box: 119870
Dubai
UNITED ARAB EMIRATES
Tel. +9714 802 4000
Fax +9714 802 4040
info@euroclima.com
www.euroclima.com

Euroclima India Pvt Ltd.
Office No. 7, Ground Floor,
Building No. 2, Sector 3
Millenium Business Park, Mahape
400 710 Navi Mumbai
INDIA
Tel. +91 22 4015 8934
info@euroclima.in
www.euroclima.com

Bini Clima S.r.l.
Via A. Prato, 4 / A
38068 Rovereto
ITALY
Tel. +39 0464 437 232
Fax +39 0464 437 298
info@biniclimate.eu
www.biniclimate.eu

Euroclima product catalogues



Euroclima December 2017
Due to its commitment of continuous product development and improvement, Euroclima reserves the right to change specifications without notice.

© Copyright by euroclima.com / fotolia.com



euroclima[®]
We care for better air

euroclima



FAN COIL UNITS

FOR RESIDENTIAL AND COMMERCIAL BUILDINGS,
HOTELS, OFFICES, STORES AND HOSPITALS



euroclima[®]
We care for better air



euroclima[®]
We care for better air

BRANCHES



Euroclima Bruneck (IT)



Euroclima Sillian (AT)



Euroclima Indien (IN)



Bini Clima Rovereto (IT)



Euroclima Middle East

Brunico
Sillian
Rovereto



Mumbai

Dubai

Euroclima worldwide presence

THE COMPANY



Your best partner for fan coil units

Since 1963, Euroclima is a leader in customized air conditioning and ventilation systems. We develop, manufacture and commercialize high quality air handling products for all applications, from basic comfort to health care, process air and installations with highly efficient heat recovery systems.

Euroclima is a company with extensive international operations and 5 manufacturing facilities in Italy, Austria, India and UAE and more than 36.000 m² of production and offices. We are specialized in the manufacturing and worldwide distribution of air handling units and fan coil units.

We try to exceed the expectations of our customers by innovation, quality and comprehensive service. More than 400 employees are currently employed. Euroclima has a well distributed network of sales and service all over Europe, Asia, Middle East, Northern Africa and Australia. Our partners in various countries assume a regional covering responsibility for marketing, local servicing and optimal assistance.

Over the last 50 years, Euroclima has delivered more than 100.000 air handling and fancoil units all over the world.

Euroclima is ISO 9001:2015 certified.

Success story

The secret of Euroclima's long-standing and continuous success lies in the efficient project-management and the distinctive customer-orientation. We understand and address to our customer's needs and offer tailor-made solutions to optimize operating costs. This is achieved by:

- our professionalism and the commitment of all our employees
- our teamwork and the close relationships with our distributors, customers and suppliers
- our many years of experience and know-how in elaborating innovative solutions
- the quality, sustainability and reliability of our products



YOUR BEST PARTNER FOR FAN COIL UNITS

Customized terminals

Euroclima offers a wide range of both standardized and customized terminal units for residential and commercial buildings such as hotels, offices, schools, stores, museums, cinemas etc.. We not only produce simple and cost effective products for comfort applications, but we can also comply with special requests such as marine or medical applications. Furthermore we can design special products for your own projects, built with the latest technology components. All fancoils can be delivered with factory fitted controls and accessories (valves, heating elements, etc.).



Our philosophy

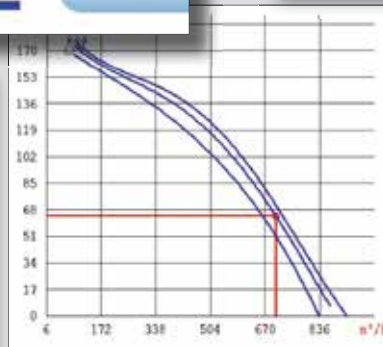

- CUSTOMER – the trustful cooperation with our partners, customers and suppliers and our professionalism create the basis for long lasting partnerships
- EMPLOYEE – through the outstanding internal teamwork we are able to work efficiently and effectively
- COMMITMENT – our major commitment grants the best possible support to our customers, from design and production through to after-sale service

Our vision

The world and the market are changing very fast, we therefore continuously adapt our products and processes to meet the latest requirements and regulations. Our strategy is based on continuous development of environmentally friendly solutions in order to achieve the best possible indoor air quality. Innovation, sustainability and minimum operating costs are the key aspects we consider when designing new solutions.



SOFTWARE



Unità di misura
European &
British standard

The Euroclima FCU selection software is developed to select the proper unit for offices, retailers, installers and end users.

It is available in **7 languages**: Italian, English, French, German, Spanish, Russian and Dutch.

After setting the operating conditions, it is **simple to select the unit** and to print the **technical data** including **unit dimensions** as well as the **commercial offer**.

Unit and accessory prices, catalogues and **technical documentation** are integrated in the software.

GENERAL FEATURES

GENERAL FEATURES

COIL	Copper tubes DN 9,52 mm (3/8") staggered for greater heat transfer, highly efficient aluminium fins. Coil headers made of brass, copper or steel with connections for 2 or 4 pipe systems. Manual air vent valves as standard, automatic air vent valves optional. Working pressure = 14,4 bar / Test 40 bar, working temperature 80°C (max 100°C).
FILTER	Regenerable synthetic fiber enclosed in a galvanized frame with wire mesh protection. The filter is easily removable for cleaning and maintenance. Filter efficiency G1, G2 and G3. On request metallic, washable or highly efficient filters available.
FAN	Tangential, helicoidal and double inlet centrifugal fans with galvanized steel scrolls and aluminium or ABS impellers. The impellers are statically and dynamically balanced.
MOTOR	Motors in accordance with European Standard ErP2015 n. 327/2011 (where indicated), provided with self-lubricating bearings and cast aluminum enclosure (temperature class B or F, thermal protection incorporated) with or without autotransformer. <u>AC-motor</u> – V230/1/50-60Hz single phase, 3, 5, 6 or 7 speeds are available depending on model, 3 are wired to the fan speed switch. <u>EC-motor</u> – V230/1/50-60Hz single phase, brushless, for continuous variable speed control (0...10V signal)
CASING	Frame construction made of galvanized steel, casing epoxy powder coated RAL 9010 (any RAL colour available on request). On request complete insulation on fan and coil section and cabinet (5 or 12 mm closed cells self-adhesive polyethylene, fireproof insulation class 1 European standard). Inclined drain pan made of galvanized steel, insulated 5 mm self-adhesive polyethylene as standard. On request drain pan made of stainless steel or epoxy powder coated. <u>DS series</u> – sandwich double skin self supporting panel 25 mm thick, outer skin 0,7 mm RAL 9010 polyester coating. Inner skin 1,0 mm galvanized sheet steel. Soundabsorbing rockwool insulation, non-combustible, fire class A1, density 20 kg/m ³ .
CONTROL	3-speed fan switch, wired electrical control box IP22 (IP55 on request), mechanical and electronic thermostats, unit or wall mounted available according to the fancoil model.
GRILLE	Anodized and coated aluminium grille.

ACCESSORIES

THERMOSTAT	Mechanical or electronic, unit or wall mounted to control all the unit's functions (summer/winter switch, 3-speed fan switch), ready for valve control etc.. A great choice of regulations for standard and special applications is available.
VALVE	2, 3, 3 ways + bypass with on/off actuators (V230/1) and modulating actuators (0...10Vdc) for 2 or 4-pipe systems. They can be supplied loose or factory fitted.
HEATING ELEMENT	Stainless steel AISI 304 with alu-zinc fins, safety thermostat with manual reset (automatic on request), power contactor. Technical and constructional characteristics according to European safety regulations. Several heating elements can be connected parallelly to increase the heating capacity.
SUPPORTING FEET	For vertical units, made of sturdy galvanized steel epoxy coated, light grey RAL 7074, to be mounted on the units base for placement or screening of tubes.
PLENUM	Supply monoblock plenum with round spigot connections (max. DN 250 mm), return plenum is to be mounted separately. It can be internally insulated with closed cells self-adhesive polyethylene, fireproof insulation (class 1 European standard).
GERMICIDAL LAMP	High efficiency lamp, reduces the risk of contamination of coil fins. Used whenever a high degree of sterilization is required.

CASSETTES



The **innovative design** of Bini Clima cassettes grants **high performance with low sound**. It is the perfect unit if the design comes first and it perfectly matches any surroundings or decor. The highly efficient fan and the adjustable blades grant a **perfect air distribution**. The dimensions of the cassette are suitable for all **European standard modules** and allow a **quick and easy installation**.

Wide range of models and huge availability of accessories make these cassettes adaptable to any request.



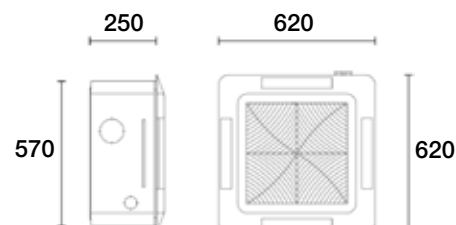
CASSETTES

CT-EC

4-way single

- condensing pump, non-return valve and float included
- easily removable and washable filter
- 2 or 4 pipe systems
- coil with 2 or 2+1 rows
- EC-motor
- remote IR control or wall thermostat (on request)
- electric element and safety contactor (on request)
- fresh & adjacent room air spigot (on request)
- panel in ABS

ebmpapst



Size (single)	CT-EC	2 pipes 4 pipes	
		049	049
Nominal airflow	m ³ /h	340	340
Total cooling capacity ⁽¹⁾	kW	1,84	1,84
Sensible cooling capacity ⁽¹⁾	kW	1,25	1,25
Heating capacity ⁽²⁾	kW	2,05	-
Heating capacity ⁽³⁾	kW	-	2,46
Sound Power Level Lw ⁽⁴⁾	dB(A)	38,0	38,0



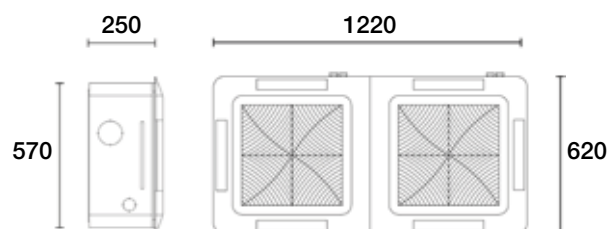
eurovent-certification.com
Euroclima participates in the EPC programme for Air Handling Units (AHU) and Fan Coil Units (FCU); Check ongoing validity of certificate:

⁽¹⁾ Air 27/19° C - Water 7-12° C - 2R
⁽²⁾ Air 20° C - Water 45-40° C - 2R
⁽³⁾ Air 20° C - Water 65-55° C - 1R
⁽⁴⁾ A 1/3 Octave band

CT-EC

- condensing pump, non-return valve and float included
- easily removable and washable filter
- 2 or 4 pipe systems
- coil with 3 or 2+1 rows
- EC-motor
- remote IR control or wall thermostat (on request)
- electric element and safety contactor (on request)
- fresh & adjacent room air spigot (on request)
- panel in ABS

ebmpapst



Size (double)	CT-EC	2 pipes 4 pipes	
		126	126
Nominal airflow ⁽⁰⁾	m ³ /h	580	580
Total cooling capacity ⁽¹⁾	kW	3,36	3,24
Sensible cooling capacity ⁽¹⁾	kW	2,48	2,20
Heating capacity ⁽²⁾	kW	4,24	-
Heating capacity ⁽³⁾	kW	-	4,49
Sound Power Level ⁽⁴⁾	dB(A)	41,0	41,0



eurovent-certification.com
Euroclima participates in the EPC programme for Air Handling Units (AHU) and Fan Coil Units (FCU); Check ongoing validity of certificate:

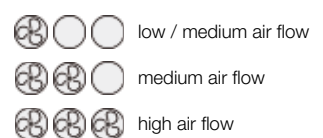
⁽¹⁾ Air 27/19° C - Water 7-12° C - 3R (2 pipes) e 2R (4 pipes)
⁽²⁾ Air 20° C - Water 45-40° C - 3R
⁽³⁾ Air 20° C - Water 65-55° C - 1R
⁽⁴⁾ A 1/3 Octave band

DECORATIVE UNITS



Euroclima decorative units with their unique design are the optimal solution for room installation in hotels, offices, hospitals, school etc.

Newest technologies, flexibility for special requirements, **wide performance range, effective control system** to **lower energy consumption, low noise**, clean air (air filtration), effective **air exchange, design**, production **quality** and **long lasting lifetime** are the main advantages.



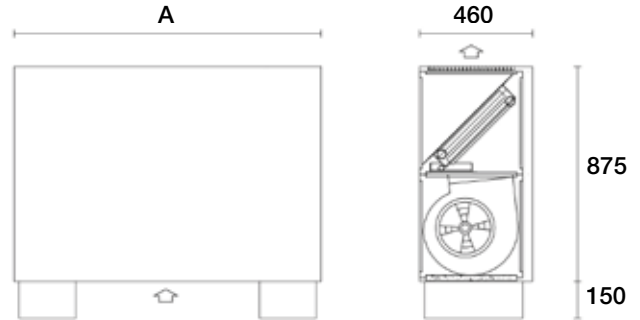
DECORATIVE UNITS

TIM, TIM-EC



vertical

- bottom intake and vertical discharge with Alu-grille
- easily removable G3 filter
- 2 or 4 pipe systems
- coil with 4, 5, 4+1 or 5+1 rows
- drain pan insulated 5 mm
- auxiliary drain pan insulated 5 mm (on request)
- AC-motor (TIM) and EC-motor (TIM-EC)



Size	TIM	25	30	35
Nominal airflow ⁽⁰⁾	m³/h	3290	3700	3955
Total cooling capacity ⁽¹⁾	kW	23,14	26,67	29,02
Sensible cooling capacity ⁽¹⁾	kW	14,89	17,08	18,65
Heating capacity ⁽²⁾	kW	27,32	31,19	33,80
Heating capacity ⁽³⁾	kW	45,79	52,16	56,56
Sound Power Level Lw ⁽⁴⁾	dB(A)	69,1	71,5	72,5
Sound pressure Level Lp ⁽⁴⁾	dB(A)	60,1	62,5	63,5
Width "A"	mm	1650	1850	2050

TIM-EC	25	30	35
m³/h	3060	3705	4185
kW	20,40	24,77	28,27
kW	13,15	15,92	18,13
kW	24,18	29,29	33,31
kW	40,54	49,09	55,79
dB(A)	64,9	69,1	70,3
dB(A)	55,9	60,1	61,3
mm	1650	1850	2050

⁽⁰⁾ 4R (16T) - Maximum speed
⁽¹⁾ Air: 27° C, 50 % - Water in: 7 / 12° C
⁽²⁾ Air: 20° C - Water in 50° C same water flow as cooling
⁽³⁾ Air: 20° C - Water in 70 / 60° C
⁽⁴⁾ Lw: octave band center frequency - Lp=Lw-9dB(A)

⁽⁰⁾ 4R (16T) - Voltage 10 Vdc
⁽¹⁾ Air: 27° C, 50 % - Water in: 7 / 12° C
⁽²⁾ Air: 20° C - Water in 50° C same water flow as cooling
⁽³⁾ Air: 20° C - Water in 70 / 60° C
⁽⁴⁾ Lw: octave band center frequency - Lp=Lw-9dB(A)

TOM, TOM-EC



horizontal

- bottom intake and vertical discharge with Alu-grille
- easily removable G3 filter
- 2 or 4 pipe systems
- coil with 4, 5, 4+1 or 5+1 rows
- drain pan insulated 5 mm
- auxiliary drain pan insulated 5 mm (on request)
- AC-motor (TOM) and EC-motor (TOM-EC)




Size	TOM	25	30	35
Nominal airflow ⁽⁰⁾	m³/h	3290	3700	3955
Total cooling capacity ⁽¹⁾	kW	23,14	26,67	29,02
Sensible cooling capacity ⁽¹⁾	kW	14,89	17,08	18,65
Heating capacity ⁽²⁾	kW	27,32	31,19	33,80
Heating capacity ⁽³⁾	kW	45,79	52,16	56,56
Sound Power Level Lw ⁽⁴⁾	dB(A)	69,1	71,5	72,5
Sound pressure Level Lp ⁽⁴⁾	dB(A)	60,1	62,5	63,5
Width "A"	mm	1650	1850	2050

TOM-EC	25	30	35
m³/h	3060	3705	4185
kW	20,40	24,77	28,27
kW	13,15	15,92	18,13
kW	24,18	29,29	33,31
kW	40,54	49,09	55,79
dB(A)	64,9	69,1	70,3
dB(A)	55,9	60,1	61,3
mm	1650	1850	2050

⁽⁰⁾ 4R (16T) - Maximum speed
⁽¹⁾ Air: 27° C, 50 % - Water in: 7 / 12° C
⁽²⁾ Air: 20° C - Water in 50° C same water flow as cooling
⁽³⁾ Air: 20° C - Water in 70 / 60° C
⁽⁴⁾ Lw: octave band center frequency - Lp=Lw-9dB(A)

⁽⁰⁾ 4R (16T) - Voltage 10 Vdc
⁽¹⁾ Air: 27° C, 50 % - Water in: 7 / 12° C
⁽²⁾ Air: 20° C - Water in 50° C same water flow as cooling
⁽³⁾ Air: 20° C - Water in 70 / 60° C
⁽⁴⁾ Lw: octave band center frequency - Lp=Lw-9dB(A)

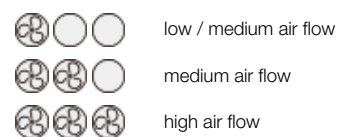
DUCTED UNITS



Euroclima ducted units are the optimal solution for **limited space**, mainly used for **installation in the false ceiling**.

The **design** of the units and the **optimally selected fans** guarantee **quiet operation** even at high external static pressure.

The units can be vertical or horizontal.



DUCTED UNITS

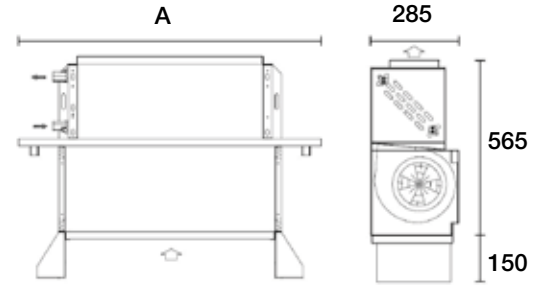
CE-NV



vertical

- Bottom intake and vertical discharge
- Easily removable G3 filter
- 2 or 4 pipe system
- Coil with 3 or 3+1 rows
- extended drain pan insulated 5 mm
- EC motor

50Pa - 3,5Vdc



Size	CE-NV	09	11	17	20M	23	32M
Nominal airflow	m ³ /h	542	615	585	857	1373	1461
Total cooling capacity ⁽¹⁾	kW	2,50	3,02	2,55	4,78	7,06	7,26
Sensible cooling capacity ⁽¹⁾	kW	1,89	2,32	2,20	3,45	5,10	5,57
Heating capacity ⁽²⁾	kW	3,06	3,67	4,20	5,37	8,10	7,73
Heating capacity ⁽³⁾	kW	2,83	2,87	3,15	4,20	6,09	6,82
Sound Power Level ⁽⁴⁾	dB(A)	64,0	62,0	62,0	62,0	66,0	64,0
Sound Power Level ⁽⁵⁾	dB(A)	65,0	63,0	63,0	63,0	69,0	67,0
Width "A"	mm	780	980	1180	1380	1580	1980

- ⁽¹⁾ Air 27/19°C – Water 7/12°C – 3 rows
⁽²⁾ Air 20°C – Water 45/40°C – 3 rows
⁽³⁾ Air 20°C – Water 65/55°C – 1 row
⁽⁴⁾ 1/3 octave band outlet
⁽⁵⁾ 1/3 octave band inlet



eurovent-certification.com
 Euroclima participates in the EPC programme for Air Handling Units (AHU) and Fan Coil Units (FCU); Check ongoing validity of certificate:

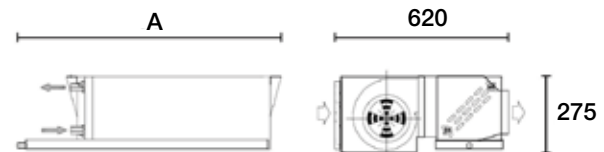
CE-NH



horizontal

- Bottom or rear intake (on request) horizontal discharge
- Easily removable G3 filter
- 2 or 4 pipe system
- Coil with 3 or 3+1 rows
- extended drain pan insulated 5 mm
- EC motor

50Pa - 3,5Vdc



Size	CE-NH	09	11	17	20M	23	32M
Nominal airflow	m ³ /h	542	615	675	857	1373	1461
Total cooling capacity ⁽¹⁾	kW	2,50	3,02	3,41	4,78	7,06	7,26
Sensible cooling capacity ⁽¹⁾	kW	1,89	2,32	2,67	3,45	5,10	5,57
Heating capacity ⁽²⁾	kW	3,06	3,67	4,20	5,37	8,10	8,74
Heating capacity ⁽³⁾	kW	1,89	2,87	3,15	3,81	6,09	6,82
Sound Power Level ⁽⁴⁾	dB(A)	64,0	62,0	62,0	62,0	66,0	64,0
Sound Power Level ⁽⁵⁾	dB(A)	65,0	63,0	63,0	63,0	69,0	67,0
Width "A"	mm	700	900	1100	1300	1500	1900

- ⁽¹⁾ Air 27/19°C – Water 7/12°C – 3 rows
⁽²⁾ Air 20°C – Water 45/40°C – 3 rows
⁽³⁾ Air 20°C – Water 65/55°C – 1 row
⁽⁴⁾ 1/3 octave band outlet
⁽⁵⁾ 1/3 octave band inlet



eurovent-certification.com
 Euroclima participates in the EPC programme for Air Handling Units (AHU) and Fan Coil Units (FCU); Check ongoing validity of certificate:

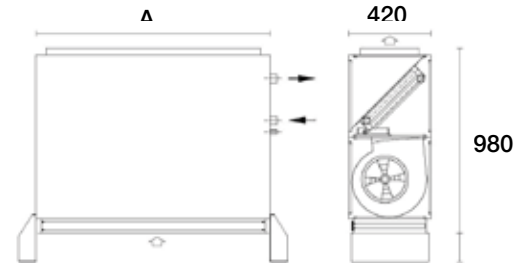
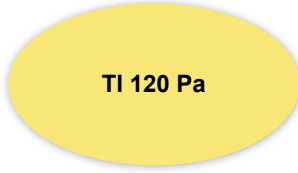
DUCTED UNITS

TI



vertical

- bottom intake and vertical discharge
- easily removable G3 filter
- 2 or 4 pipe systems
- coil with 4, 5, 4+1 or 5+1 rows
- drain pan insulated 5 mm
- auxiliary drain pan insulated 5 mm (on request)
- AC-motor



Size	(data - ESP 0 Pa)	TI	30	35	50	60
Nominal airflow ⁽⁰⁾		m ³ /h	3700	3955	5680	6815
Total cooling capacity ⁽¹⁾		kW	26,67	29,02	39,52	46,28
Sensible cooling capacity ⁽¹⁾		kW	17,08	18,65	25,36	29,76
Heating capacity ⁽²⁾		kW	31,19	33,80	46,63	55,09
Heating capacity ⁽³⁾		kW	52,16	56,56	78,14	92,37
Sound Power Level Lw ⁽⁴⁾		dB(A)	71,5	72,5	71,6	73,4
Sound pressure Level Lp ⁽⁴⁾		dB(A)	53,5	54,5	53,6	55,4
Width "A"		mm	1400	1600	1800	2000

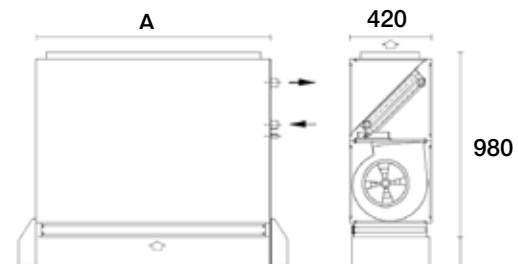
⁽⁰⁾ 4R (16T) - Maximum speed
⁽¹⁾ Air: 27° C, 50 % - Water in: 7 / 12° C
⁽²⁾ Air: 20° C - Water in 50° C same water flow as cooling
⁽³⁾ Air: 20° C - Water in 70 / 60° C
⁽⁴⁾ Lw: octave band center frequency - Lp=Lw-18dB(A)

TI-EC



vertical

- bottom intake and vertical discharge
- easily removable G3 filter
- 2 or 4 pipe systems
- coil with 4, 5, 4+1 or 5+1 rows
- drain pan insulated 5 mm
- auxiliary drain pan insulated 5 mm (on request)
- EC-motor



Size	(data - ESP 0 Pa)	TI-EC	30	35	50	60
Nominal airflow ⁽⁰⁾		m ³ /h	3742	4175	5213	6862
Total cooling capacity ⁽¹⁾		kW	24,96	28,22	34,68	43,87
Sensible cooling capacity ⁽¹⁾		kW	16,05	18,12	22,21	28,13
Heating capacity ⁽²⁾		kW	29,53	33,23	40,94	52,31
Heating capacity ⁽³⁾		kW	49,52	55,66	68,57	87,74
Sound Power Level Lw ⁽⁴⁾		dB(A)	69,9	71,1	70,6	75,5
Sound pressure Level Lp ⁽⁴⁾		dB(A)	51,9	53,1	52,6	57,5
Width "A"		mm	1400	1600	1800	2000

⁽⁰⁾ 4R (16T) - Voltage 10 Vdc
⁽¹⁾ Air: 27° C, 50 % - Water in: 7 / 12° C
⁽²⁾ Air: 20° C - Water in 50° C same water flow as cooling
⁽³⁾ Air: 20° C - Water in 70 / 60° C
⁽⁴⁾ Lw: Octave band center frequency - Lp=Lw-18dB(A)

DUCTED UNITS

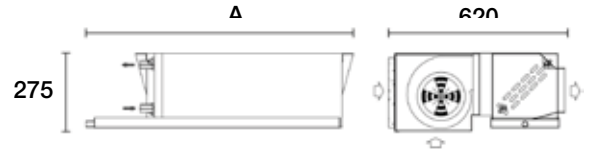
CKH



horizontal

- Bottom or rear intake (on request) horizontal discharge
- Easily removable G3 filter
- 2 pipe system
- Coil with 3 rows
- extended drain pan insulated 5 mm
- AC motor

50Pa Medium



Size	CKH	09	11	17	20	23	32
Nominal airflow	m ³ /h	630	700	1300	1355	1920	1772
Total cooling capacity ⁽¹⁾	kW	2,78	3,33	5,73	6,62	8,95	9,30
Sensible cooling capacity ⁽¹⁾	kW	2,07	2,49	4,23	4,72	6,33	6,86
Heating capacity ⁽²⁾	kW	3,43	4,09	7,08	7,76	10,59	11,44
Sound Power Level ⁽³⁾	dB(A)	63,0	64,0	65,0	66,0	67,0	68,0
Sound Power Level ⁽⁴⁾	dB(A)	65,0	66,0	67,0	68,0	69,0	70,0
Width "A"	mm	700	900	1100	1300	1500	1900



eurovent-certification.com
Euroclima participates in the EPC programme for Air Handling Units (AHU) and Fan Coil Units (FCU); Check ongoing validity of certificate.

⁽¹⁾ Air 27/19°C – Water 7/12°C – 3 rows
⁽²⁾ Air 20°C – Water 45/40°C – 3 rows
⁽³⁾ 1/3 octave band outlet
⁽⁴⁾ 1/3 octave band inlet

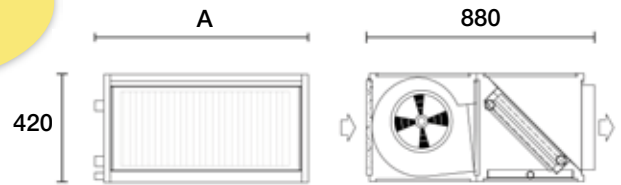
TO, TO-EC



horizontal

- rear intake and horizontal discharge
- easily removable G3 filter
- 2 or 4 pipe systems
- coil with 4, 5, 4+1 or 5+1 rows
- drain pan insulated 5 mm
- auxiliary drain pan insulated 5 mm (on request)
- AC-motor (TO) and EC-motor (TO-EC)

**TO 120 Pa
TO-EC 200 Pa**



Size	(data - ESP 0 Pa)	TO	30	35	50	60
Nominal airflow ⁽⁰⁾	m ³ /h	3700	3955	5680	6815	
Total cooling capacity ⁽¹⁾	kW	26,67	29,02	39,52	46,28	
Sensible cooling capacity ⁽¹⁾	kW	17,08	18,65	25,36	29,76	
Heating capacity ⁽²⁾	kW	31,19	33,80	46,63	55,09	
Heating capacity ⁽³⁾	kW	52,16	56,56	78,14	92,37	
Sound Power Level Lw ⁽⁴⁾	dB(A)	71,5	72,5	71,6	73,4	
Sound pressure Level Lp ⁽⁴⁾	dB(A)	53,5	54,5	53,6	55,4	
Width "A"	mm	1400	1600	1800	2000	

TO-EC	30	35	50	60
m ³ /h	3742	4175	5213	6862
kW	24,96	28,22	34,68	43,87
kW	16,05	18,12	22,21	28,13
kW	29,53	33,23	40,94	52,31
kW	49,52	55,66	68,57	87,74
dB(A)	69,9	71,1	70,6	75,5
dB(A)	51,9	53,1	52,6	57,5
mm	1400	1600	1800	2000

⁽⁰⁾ 4R (16T) - Maximum speed
⁽¹⁾ Air: 27° C, 50 % - Water in: 7 / 12° C
⁽²⁾ Air: 20° C – Water in 50° C same water flow as cooling
⁽³⁾ Air: 20° C – Water in 70 / 60° C
⁽⁴⁾ Lw: octave band center frequency – Lp=Lw-18dB(A)

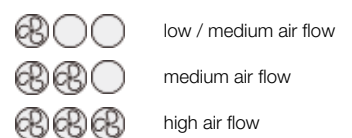
⁽⁰⁾ 4R (16T) - Voltage 10 Vdc
⁽¹⁾ Air: 27° C, 50 % - Water in: 7 / 12° C
⁽²⁾ Air: 20° C – Water in 50° C same water flow as cooling
⁽³⁾ Air: 20° C – Water in 70 / 60° C
⁽⁴⁾ Lw: Octave band center frequency – Lp=Lw-18dB(A)

DOUBLE SKIN SELF-SUPPORTING UNITS



Euroclima double skin self-supporting units are the optimal solution for **limited space**, mainly used for **installation in the false ceiling**.

Thanks to the **double skin construction** (23 mm soundabsorbing rock wool insulation with 20 kg/m³) the unit can handle **high static pressure drops** with reduced noise values.



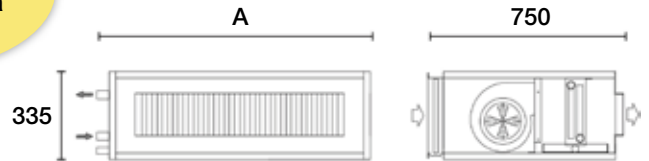
DOUBLE SKIN SELF-SUPPORTING UNITS

FH-DS, FH-DS-EC



- 25 mm standard panel with rock wool (20 kg/m³)
- rear intake and horizontal discharge
- easily removable G2 filter
- 2 or 4 pipe systems
- coil with 3 or 3+1 rows
- drain pan insulated 5 mm
- auxiliary drain pan insulated 5 mm (on request)
- AC-motor (FH-DS) and EC-motor (FH-DS-EC)

FH-DS 50 Pa
FH-DS-EC 90 Pa



Size	(data - ESP 0 Pa)	FH-DS	025	035	050	070	090
Nominal airflow ⁽⁰⁾	m ³ /h		450	505	900	985	1360
Total cooling capacity ⁽¹⁾	kW		2,89	3,78	6,55	7,77	10,29
Sensible cooling capacity ⁽¹⁾	kW		2,02	2,48	4,20	4,96	6,57
Heating capacity ⁽²⁾	kW		3,68	4,43	7,62	8,78	11,81
Heating capacity ⁽³⁾	kW		6,25	7,44	12,73	14,64	19,72
Sound Power Level Lw ⁽⁴⁾	dB(A)		42,4	44,7	44,1	48,4	47,9
Width "A"	mm		600	800	1000	1400	1600

Size	(data - ESP 0 Pa)	FH-DS-EC	025	035	050	070	090
Nominal airflow ⁽⁰⁾	m ³ /h		528	572	783	1064	1414
Total cooling capacity ⁽¹⁾	kW		2,32	3,26	4,74	6,72	8,62
Sensible cooling capacity ⁽¹⁾	kW		1,84	2,25	3,16	4,40	5,63
Heating capacity ⁽²⁾	kW		3,21	4,23	5,88	8,18	10,57
Heating capacity ⁽³⁾	kW		5,62	7,19	9,91	13,78	17,84
Sound Power Level Lw ⁽⁴⁾	dB(A)		49,9	50,4	48,5	51,9	52,8
Width "A"	mm		600	800	1000	1400	1600

⁽⁰⁾ 3R (10T) - Maximum speed
⁽¹⁾ Air: 27° C, 50 % - Water in: 7 / 12° C
⁽²⁾ Air: 20° C - Water in 50° C same water flow as cooling
⁽³⁾ Air: 20° C - Water in 70 / 60° C
⁽⁴⁾ Lw: octave band center frequency

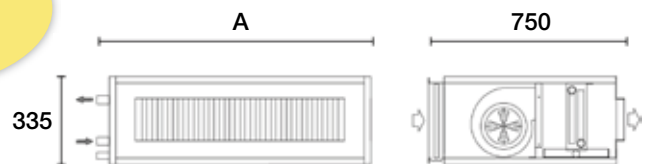
⁽⁰⁾ 3R (10T) - Voltage 10 Vdc
⁽¹⁾ Air: 27° C, 50 % - Water in: 7 / 12° C
⁽²⁾ Air: 20° C - Water in 50° C same water flow as cooling
⁽³⁾ Air: 20° C - Water in 70 / 60° C
⁽⁴⁾ Lw: Octave band center frequency

CK-DS, CE-DS



- 25 mm standard panel with rock wool (20 kg/m³)
- rear intake and horizontal discharge
- easily removable G3 filter
- 2 or 4 pipe systems
- coil with 3, 4 or 3+1 rows
- drain pan insulated 5 mm
- auxiliary drain pan insulated 5 mm (on request)
- AC-motor (CK-DS) and EC-motor (CE-DS)

CK-DS 150 Pa
CE-DS 120 Pa



Size	(data - ESP 0 Pa)	CK-DS	09	11	17	20	23	32
Nominal airflow ⁽⁰⁾	m ³ /h		830	990	1680	1850	2490	2825
Total cooling capacity ⁽¹⁾	kW		5,59	7,17	11,55	13,24	17,38	21,48
Sensible cooling capacity ⁽¹⁾	kW		3,68	4,72	7,54	8,59	12,23	13,75
Heating capacity ⁽²⁾	kW		6,82	8,50	13,83	15,63	20,63	24,62
Heating capacity ⁽³⁾	kW		11,47	14,23	23,22	26,17	34,58	41,11
Sound Power Level Lw ⁽⁴⁾	dB(A)		46,0	46,2	50,4	50,7	53,2	54,7
Width "A"	mm		600	800	1000	1200	1400	1600

Size	(data - ESP 0 Pa)	CE-DS	09	11	17	20M	23	32M
Nominal airflow ⁽⁰⁾	m ³ /h		948	1238	1422	1718	2595	3012
Total cooling capacity ⁽¹⁾	kW		5,03	6,91	8,71	10,67	15,33	18,35
Sensible cooling capacity ⁽¹⁾	kW		3,51	4,76	5,80	7,05	10,12	12,14
Heating capacity ⁽²⁾	kW		6,60	8,96	10,77	13,11	18,99	22,60
Heating capacity ⁽³⁾	kW		11,31	15,26	18,17	22,12	32,07	38,15
Sound Power Level Lw ⁽⁴⁾	dB(A)		52,8	53,7	56,1	53,3	58,1	54,7
Width "A"	mm		600	800	1000	1200	1400	1600

⁽⁰⁾ 4R (10T) - Maximum speed
⁽¹⁾ Air: 27° C, 50 % - Water in: 7 / 12° C
⁽²⁾ Air: 20° C - Water in 50° C same water flow as cooling
⁽³⁾ Air: 20° C - Water in 70 / 60° C
⁽⁴⁾ Lw: octave band center frequency

⁽⁰⁾ 4R (10T) - Voltage 10 Vdc
⁽¹⁾ Air: 27° C, 50 % - Water in: 7 / 12° C
⁽²⁾ Air: 20° C - Water in 50° C same water flow as cooling
⁽³⁾ Air: 20° C - Water in 70 / 60° C
⁽⁴⁾ Lw: octave band center frequency

DOUBLE SKIN SELF-SUPPORTING UNITS

TO-DS



- 25 mm standard panel with rock wool (20 kg/m³)
- rear intake and horizontal discharge
- easily removable G3 filter
- 2 or 4 pipe systems
- coil with 4, 5, 4+1 or 5+1 rows
- drain pan insulated 5 mm
- auxiliary drain pan insulated 5 mm (on request)
- AC-motor

TO-DS 120 Pa



Size	(data - ESP 0 Pa)	TO-DS	20	25	30	35	50	60
Nominal airflow ⁽⁰⁾	m ³ /h		2315	3290	3700	3955	5680	6815
Total cooling capacity ⁽¹⁾	kW		16,85	23,14	26,67	29,02	39,52	46,28
Sensible cooling capacity ⁽¹⁾	kW		10,87	14,89	17,08	18,65	25,36	29,76
Heating capacity ⁽²⁾	kW		19,69	27,32	31,19	33,80	46,63	55,09
Heating capacity ⁽³⁾	kW		32,97	45,79	52,16	56,56	78,14	92,37
Sound power Level Lw ⁽⁴⁾	dB(A)		69,1	69,1	71,5	72,5	71,6	73,4
Width "A"	mm		1000	1200	1400	1600	1800	2000

⁽⁰⁾ 4R (16T) - Maximum speed
⁽¹⁾ Air: 27° C, 50 % - Water in: 7 / 12° C
⁽²⁾ Air: 20° C - Water in 50° C same water flow as cooling
⁽³⁾ Air: 20° C - Water in 70 / 60° C
⁽⁴⁾ Lw: octave band center frequency

TO-DS-EC



- 25 mm standard panel with rock wool (20 kg/m³)
- rear intake and horizontal discharge
- easily removable G3 filter
- 2 or 4 pipe systems
- coil with 4, 5, 4+1 or 5+1 rows
- drain pan insulated 5 mm
- auxiliary drain pan insulated 5 mm (on request)
- EC-motor

TO-DS-EC 200 Pa



Size	(data - ESP 0 Pa)	TO-DS-EC	20	25	30	35	50	60
Nominal airflow ⁽⁰⁾	m ³ /h		2498	3056	3742	4175	5213	6862
Total cooling capacity ⁽¹⁾	kW		16,44	20,37	24,96	28,22	34,68	43,87
Sensible cooling capacity ⁽¹⁾	kW		10,65	13,13	16,05	18,12	22,21	28,13
Heating capacity ⁽²⁾	kW		19,64	24,17	29,53	33,23	40,94	52,31
Heating capacity ⁽³⁾	kW		32,94	40,54	49,52	55,66	68,57	87,74
Sound power Level Lw ⁽⁴⁾	dB(A)		58,9	55,5	59,1	60,1	59,8	63,8
Width "A"	mm		1000	1200	1400	1600	1800	2000

⁽⁰⁾ 4R (16T) - Voltage 10 Vdc
⁽¹⁾ Air: 27° C, 50 % - Water in: 7 / 12° C
⁽²⁾ Air: 20° C - Water in 50° C same water flow as cooling
⁽³⁾ Air: 20° C - Water in 70 / 60° C
⁽⁴⁾ Lw: octave band center frequency

DOUBLE SKIN SELF-SUPPORTING UNITS

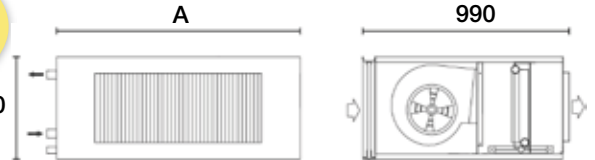
TH-DS



- 25 mm standard panel with rock wool (20 kg/m³)
- rear intake and horizontal discharge
- easily removable G3 filter
- 2 or 4 pipe systems
- coil with 4, 5, 4+1 or 5+1 rows
- drain pan insulated 5 mm
- auxiliary drain pan insulated 5 mm (on request)
- AC-motor

TH-DS 250 Pa

490



Size	(data - ESP 120 Pa)	TH-DS	20	25	30	35	50	60
Nominal airflow ⁽⁰⁾	m ³ /h		2660	3195	3500	3750	4800	6190
Total cooling capacity ⁽¹⁾	kW		18,71	22,63	25,55	27,83	34,83	43,18
Sensible cooling capacity ⁽¹⁾	kW		12,03	14,60	16,42	17,92	22,40	27,79
Heating capacity ⁽²⁾	kW		22,06	26,68	29,77	32,34	40,67	51,00
Heating capacity ⁽³⁾	kW		36,98	44,68	49,79	54,08	68,02	85,45
Sound power Level Lw ⁽⁴⁾	dB(A)		56,7	59,3	62,5	60,7	59,7	70,2
Width "A"	mm		1000	1200	1400	1600	1800	2000

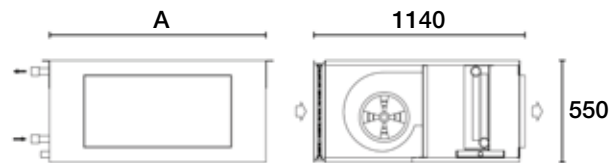
⁽⁰⁾ 4R (16T) - Maximum speed - ESP 120 Pa
⁽¹⁾ Air: 27° C, 50 % - Water in: 7 / 12° C
⁽²⁾ Air: 20° C - Water in 50° C same water flow as cooling
⁽³⁾ Air: 20° C - Water in 70 / 60° C
⁽⁴⁾ Lw: octave band center frequency

TE-DS



- 25 mm standard panel with rock wool (20 kg/m³)
- rear intake and horizontal discharge
- easily removable G3 filter
- 2 or 4 pipe systems
- coil with 5, 6, 5+1 or 6+1 rows
- drain pan insulated 5 mm
- auxiliary drain pan insulated 5 mm (on request)
- EC-motor

TE-DS 400 Pa



Size	(data - ESP 200 Pa)	TE-DS	20	30	60
Nominal airflow ⁽⁰⁾	m ³ /h		2826	4645	7647
Total cooling capacity ⁽¹⁾	kW		17,08	28,54	48,15
Sensible cooling capacity ⁽¹⁾	kW		12,24	19,96	32,62
Heating capacity ⁽²⁾	kW		22,35	36,52	59,93
Heating capacity ⁽³⁾	kW		38,13	62,07	101,35
Sound power Level Lw ⁽⁴⁾	dB(A)		75,0	78,4	79,5
Width "A"	mm		1000	1400	2000

⁽⁰⁾ 5R (18T) - Voltage 10 Vdc - ESP 200 Pa
⁽¹⁾ Air: 27° C, 50 % - Water in: 7 / 12° C
⁽²⁾ Air: 20° C - Water in 50° C same water flow as cooling
⁽³⁾ Air: 20° C - Water in 70 / 60° C
⁽⁴⁾ Lw: octave band center frequency

CONTROLS AND REGULATIONS

**SERIES
B300-304**

Electronic multifunction thermostat BMS (Building Management System)

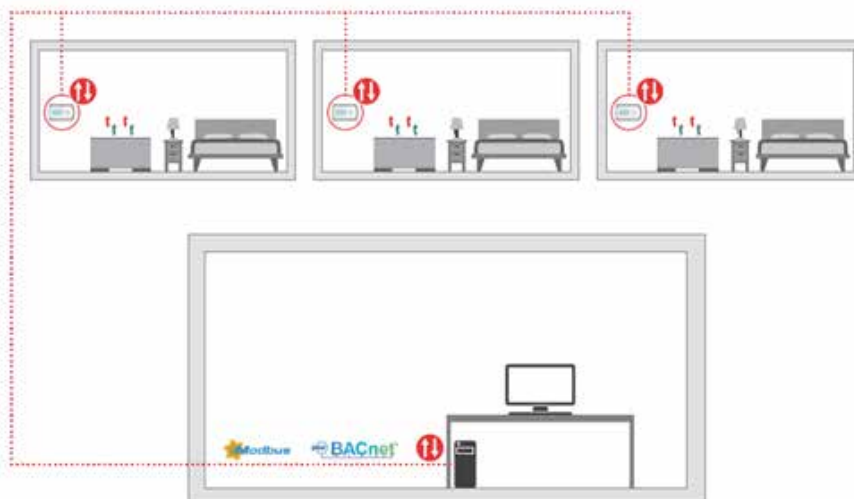


1 Pre-programmed controller with display, clock and communication



- Communication via RS485 (Modbus or BACnet)
- Quick and safe onfiguration with the Evolution tool
- Easy installation
- Control On/Off or 0...10 V
- Input for keycard, window contract, CO2 sensor and season change modus
- Clock for management of time bands

USB connection for
parameter configuration
& software update



CONTROLS AND REGULATIONS



A630 & A530 - Electronic analog thermostat unit mounted (AC-motors)

3-speed fan switch, summer/winter switch, desired room temperature control, continuous/thermostat controlled ventilation, for 2 or 4 pipes systems, with valve control (A530) or without valve control (A630), with or without minimum water temperature thermostat, with internal or remote temperature sensor.



A70 & A70D - Electronic thermostat (AC-motors)

3-speed fan switch, summer/winter switch, desired room temperature control, continuous/thermostat controlled ventilation, for 2 or 4 pipes systems, with or without valve control, with or without minimum water temperature thermostat, with internal or remote temperature sensor. A70 analog, A70D digital.



A111 - Electronic digital thermostat (EC motors)

Configurable with 0...10 Vdc for EC-motors, desired room temperature control, summer/winter switch, continuous/thermostat controlled ventilation, for 2 or 4 pipes systems, with or without valve control ON/OFF and modulating (24 Vac), with or without minimum water temperature thermostat, with internal or remote temperature sensor.



A94 - Power interface

Power supply 230Vac - controls up to 4 fancoils with 3 speeds. The signals transmitted from the thermostat respectively switch a relay which controls the wired speed of the motor (max. 3A - 250V for each motor).



TEL - IR Remote control for Cassettes

3-speed fan switch, desired room temperature control, summer/winter switch, continuous/thermostat controlled ventilation.



EE & EH - Electrical heating element (V230/1)

Standard or high capacity heating elements from 700 to 5000 W including security thermostat with manual reset (automatic reset on request) and power contactor, wired to electric box. Dimensions from 350 to 1550 mm. Support for the parallel connection of several heating elements (on request).

CONTROLS AND REGULATIONS



Actuator V230/1

22C (ON/OFF) – NC with thermostatic wax element, (24Vac on request)
SMP28 (ON/OFF) – for 3-way globe valves DN from 1"
EMUJIC (MODULATING) – actuator 24Vac with LED signal



2 / 3-way valve + bypass

Available for DN 1/2" and DN 3/4"
Brass valve body with steel shaft, PN 16



2 / 3-way valve

Available for DN 1" and DN 1 1/2"
Brass valve body with steel shaft, PN 16



Stop valve, balancing valve, ball valve


Stop valve on the water entry to manually regulate the water flow.
Balancing valve on the water exit to balance the water circuit.
Ball valve for DN from 1"



A49 - Condensate pump

Composed of pump block and detection unit, flow rate 10, 20 and 30 l/h for fancoils with low, medium and high air flow.

REFERENCES



Dubai Island Apartments (2007-2008) - OEM - 14.400 fan coil units



Bulgari's New Seashore Island Hotel, Dubai (2016) - 1.600 fan coil units



Heart of Doha, Qatar (2014-2015) - 4.000 fan coil units



Jabal Omar Development, Mecca (2015-2016) - 4.000 fan coil units



Abu Dhabi Marina, Dubai (2016) - 950 fan coil units

REFERENCES



New Juventus Stadium, Turin (2013) - 20 fan coil units



Bank of Italy Head Office, Rome (2003) - 300 fan coil units



Egyptian Museum, Turin (2012) - 25 fan coil units



UnipolSai Insurance, Turin (2011) - 38 fan coil units



Church of the Eremitani, Padova (2011) - 40 fan coil units




Ministry of Mercantile Marine, Rome (1998) - 200 fan coil units



Railway Station Santa Lucia, Venice (2000) - 90 fan coil units

REFERENCES



REFERENCES



Australian Federal Police Building (2016) - 5 fan coil units



Gate Mall, Kuwait (2016) - 52 fan coil units



National Bank of Kuwait (2016) - 858 fan coil units



Travelodge Hotel, Australia, Mascot (2016) - 225 fan coil units



Lake Mall, Kuwait (2016) - 125 fan coil units



Woolworths supermarket, Australia, Chelsea Heights (2016) - 2 fan coil units



Euroclima group factories

Euroclima AG | SpA
St. Lorenzner Str. | Via S. Lorenzo 36
39031 Bruneck | Brunico (BZ)
ITALY
Tel. +39 0474 570 900
Fax +39 0474 555 300
info@euroclima.com
www.euroclima.com

Euroclima Apparatebau Ges.m.b.H.
Ambach 88
9920 Sillian
AUSTRIA
Tel. +43 (0) 48 42 66 61 -0
Fax +43 (0) 48 42 66 61 -24
info@euroclima.at
www.euroclima.com

Euroclima Middle East
P.O.Box: 119870
Dubai
UNITED ARAB EMIRATES
Tel. +9714 802 4000
Fax +9714 802 4040
info@euroclima.com
www.euroclima.com

Euroclima India Pvt Ltd.
Office No. 7, Ground Floor,
Building No. 2, Sector 3
Millenium Business Park, Mahape
400 710 Navi Mumbai
INDIA
Tel. +91 22 4015 8934
info@euroclima.in
www.euroclima.com

Bini Clima S.r.l.
Via A. Prato, 4 / A
38068 Rovereto
ITALY
Tel. +39 0464 437 232
Fax +39 0464 437 298
info@biniclima.eu
www.biniclima.eu

Euroclima product catalogues



Euroclima January 2018
Due to its commitment of continuous product development and improvement, Euroclima reserves the right to change specifications without notice.

© Copyright by euroclima.com / fotolia.com



euroclima[®]
We care for better air

euroclima